

Right-Angle Adapter

RA-50

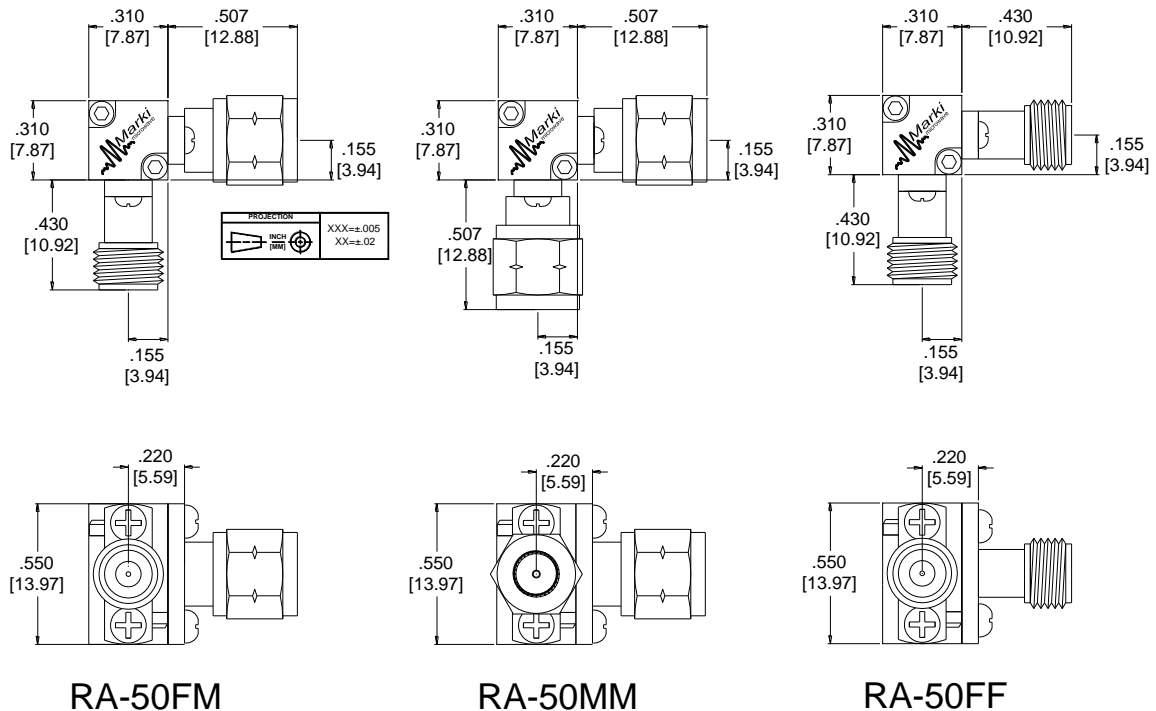
Features

- Low Insertion Loss
- 2.40 mm Connectors
- Convenient easy-grip jacket for effortless loosening



Electrical Specifications - Specifications guaranteed from -55 to +100°C, measured in a 50-Ohm system.

| Parameter | Frequency Range | Min | Typ | Max |
|---------------------|-----------------|-----|------|-----|
| Insertion Loss (dB) | DC to 50.0 GHz | | 0.30 | 1.0 |
| VSWR | | | 1.4 | |
| Group Delay (ps) | | | 100 | |
| RF Power (W) | | | 10 | |



Right-Angle Adapter

Page 2

RA-50
DC to 50.0 GHz

Typical Performance

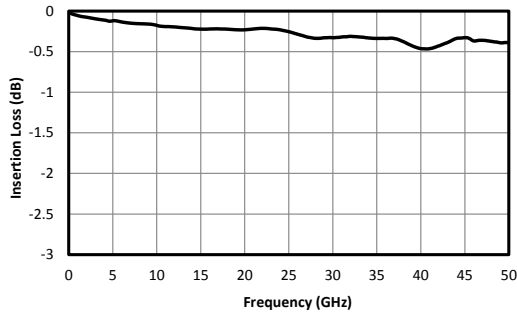


Fig. 1. Insertion Loss

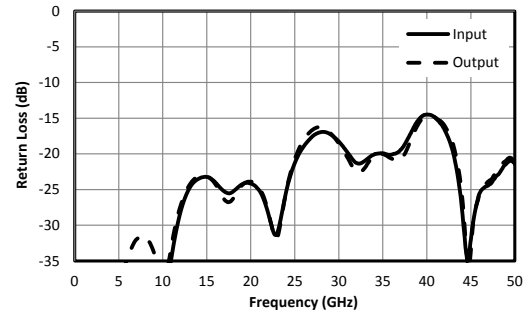


Fig. 2. Return Loss

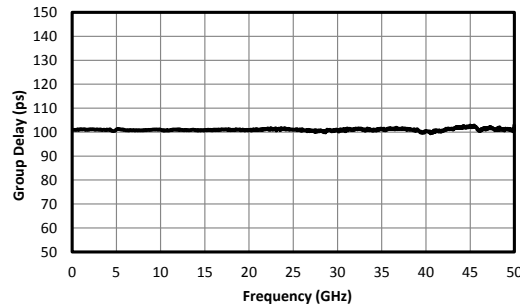


Fig. 3. Group Delay

Part Number Options

| Please specify package style by adding to model number. | |
|--|---------|
| Package Style(s) | Example |
| MM (Male 2.40 mm/Male 2.40 mm) FF (Female 2.40 mm/Female 2.40 mm) FM (Female 2.40 mm/Male 2.40 mm) | RA-50MM |

DATA SHEET NOTES:

1. Specifications are subject to change without notice. Contact Marki Microwave for the most recent specifications and data sheets.

Marki Microwave reserves the right to make changes to the product(s) or information contained herein without notice. Marki Microwave makes no warranty, representation, or guarantee regarding the suitability of its products for any particular purpose, nor does Marki Microwave assume any liability whatsoever arising out of the use or application of any product.

© Marki Microwave, Inc.

