

Right-Angle Adapter

RA-40

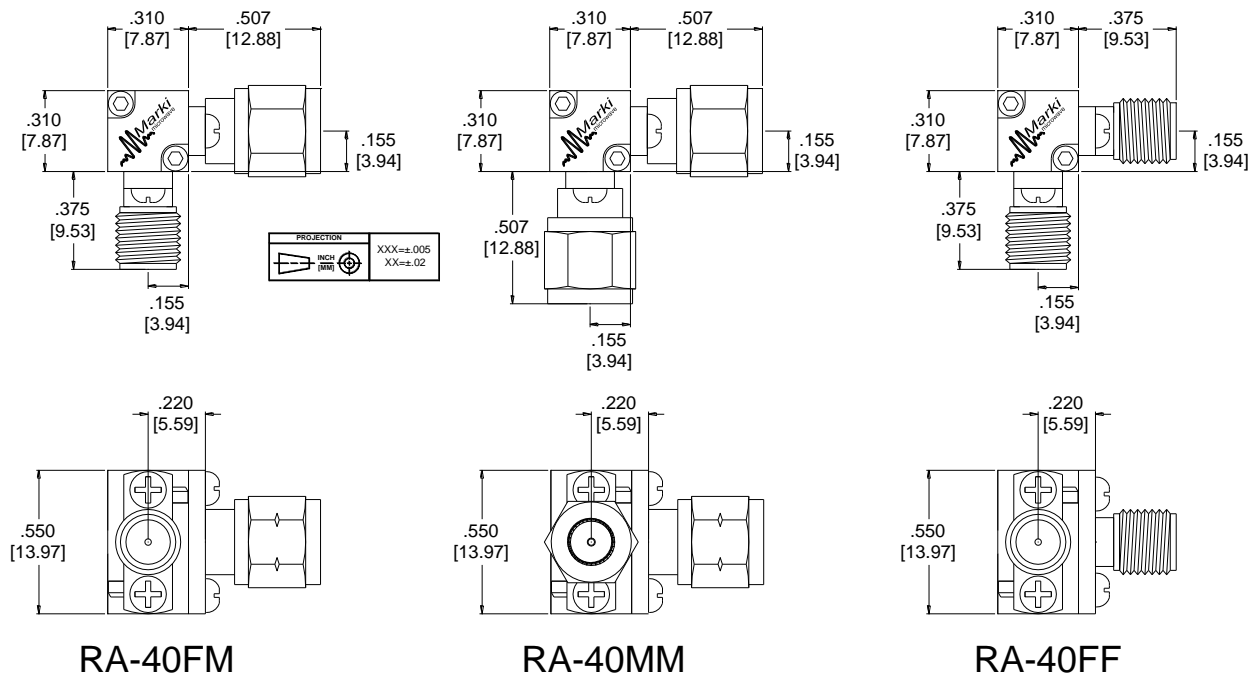
Features

- Low Insertion Loss
- 2.92 mm Connectors
- Convenient easy-grip jacket for effortless loosening



Electrical Specifications - Specifications guaranteed from -55 to +100°C, measured in a 50-Ohm system.

Parameter	Frequency Range	Min	Typ	Max
Insertion Loss (dB)	DC to 40.0 GHz		0.30	1.0
VSWR			1.4	
Group Delay (ps)			100	
RF Power (W)			10	



Right-Angle Adapter

Page 2

RA-40
DC to 40.0 GHz

Typical Performance

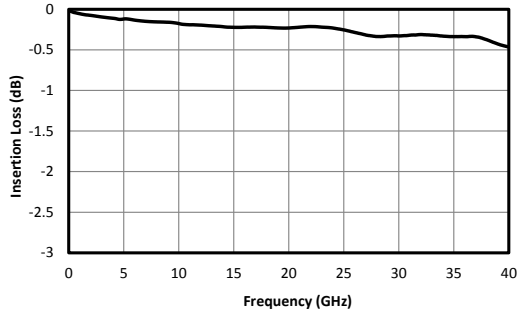


Fig. 1. Insertion Loss

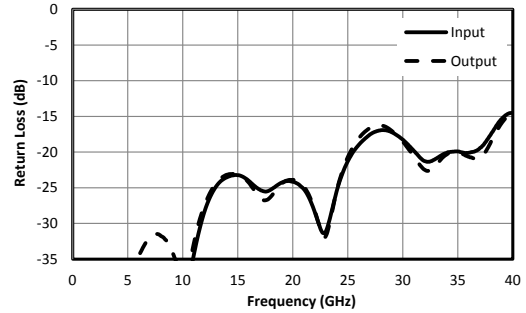


Fig. 2. Return Loss

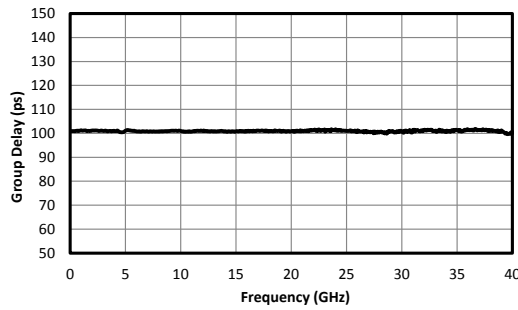


Fig. 3. Group Delay

Part Number Options

<i>Please specify package style by adding to model number.</i>	
Package Style(s)	Example
MM (Male 2.92 mm/Male 2.92 mm) FF (Female 2.92 mm/Female 2.92 mm) FM (Female 2.92 mm/Male 2.92 mm)	RA-40MM

DATA SHEET NOTES:

1. Specifications are subject to change without notice. Contact Marki Microwave for the most recent specifications and data sheets.

Marki Microwave reserves the right to make changes to the product(s) or information contained herein without notice. Marki Microwave makes no warranty, representation, or guarantee regarding the suitability of its products for any particular purpose, nor does Marki Microwave assume any liability whatsoever arising out of the use or application of any product.

© Marki Microwave, Inc.

