

RESISTIVE PICK-OFF TEE

PT-0030

Features

- Broadband (DC – 30 GHz)
- Flat 16 dB pick-off loss
- Excellent pick-off flatness near DC
- Small package size

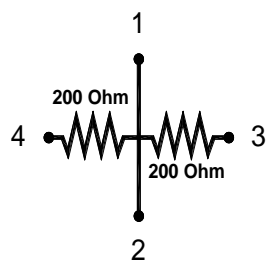


Electrical Specifications - Specifications guaranteed from -55 to +100°C, measured in a 50-Ohm system.

Parameter	Frequency (GHz)	Min	Typ	Max
Insertion Loss (dB)	DC to 30.0 GHz		2	3
Pick-Off Loss (dB)			16	
Through Line Return Loss (dB)			15	
Pick – Off Return Loss (dB)			5	
Average Power Handling (W)				

Model Number	Description
PT-0030	Four Port DC to 30 GHz Pick-Off Tee with 2.92 mm connectors
PT-0030A	Three Port DC to 30 GHz Pick-Off Tee with 2.92 mm connectors

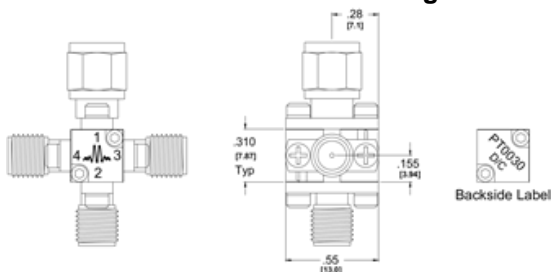
PT-0030 Schematic



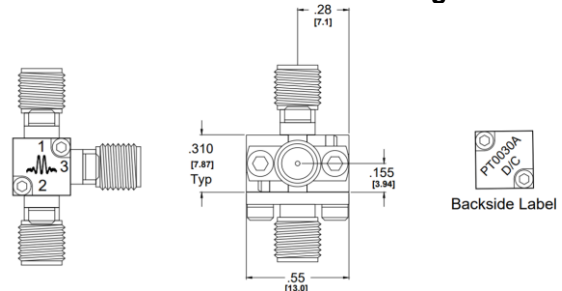
PT-0030A Schematic



PT-0030 Outline Drawing



PT-0030A Outline Drawing



RESISTIVE PICK-OFF TEE

Page 2

PT-0030

DC to 30.0 GHz

Typical Performance

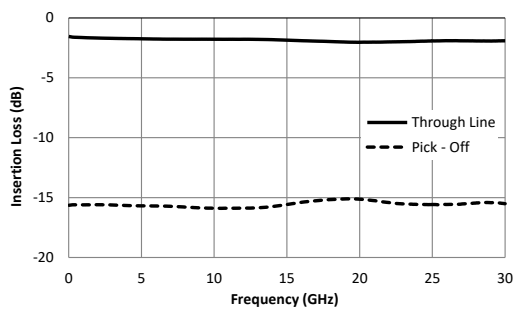


Fig. 1. Through line and pick-off insertion losses.

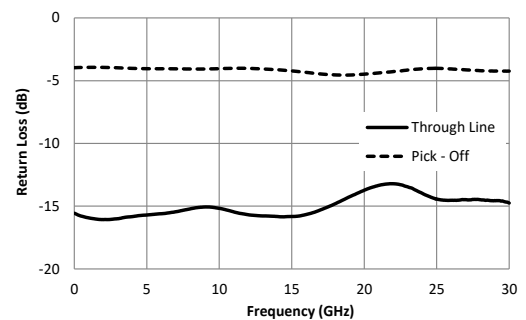


Fig. 2. Through line and pick-off return losses.

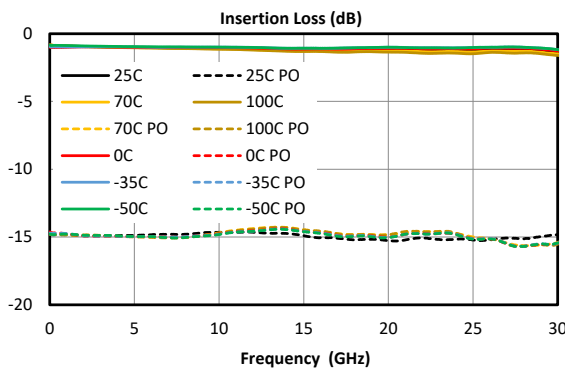


Fig. 1. Through line and pick-off insertion losses over temperature

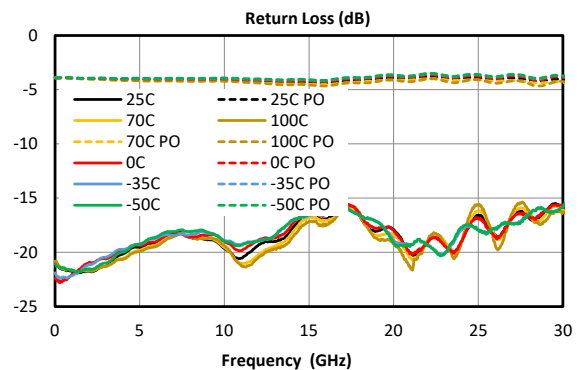


Fig. 2. Through line and pick-off return losses over temperature

DATA SHEET NOTES:

1. Maximum total power without damage is load dependent. Maximum power for each 200 ohm resistor is +17 dBm (.05W) at +70°C.
2. Specifications are subject to change without notice. Contact Marki Microwave for the most recent specifications and data sheets

Marki Microwave reserves the right to make changes to the product(s) or information contained herein without notice. Marki Microwave makes no warranty, representation, or guarantee regarding the suitability of its products for any particular purpose, nor does Marki Microwave assume any liability whatsoever arising out of the use or application of any product.

© Marki Microwave, Inc.