



LEAD-FREE / RoHS-COMPLIANT
WILKINSON POWER DIVIDER

PD-0530SMG

Features

- 5 to 30 GHz In Phase Power Splitting
- 1.5 dB Typical Insertion Loss
- 25 dB Typical Output to Output Isolation
- Surface Mount Package
- [Microwave Power Dividers & Couplers App Note](#)

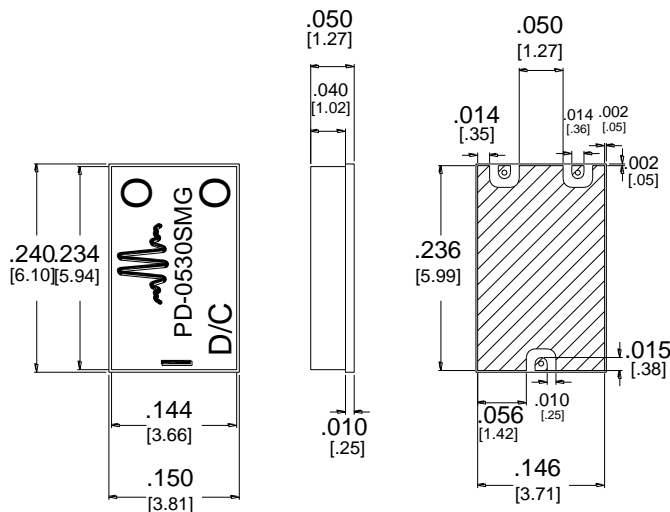
Electrical Specifications - Specifications guaranteed from -55 to +100°C, measured in a 50Ω system.

Parameter ¹	Frequency Range (GHz)	Min	Typ	Max	
Nominal Power Splitting (dB)	5 to 30		3		
Nominal Phase Shift (Degrees)			0		
Amplitude Balance (dB)				±0.1	
Phase Balance (Degrees)				±2	
Excess Insertion Loss (dB) ²				1.5	3
VSWR				1.4	
Isolation (dB)				25	
Power (W)					1

¹Specifications guaranteed when operated in a 50Ω system.

²Excess Insertion Loss = (Common Port to Output Port Insertion Loss) – 3 dB.

Model Number	Description
PD-0530SMG	5 - 30 GHz Power Divider, Surface Mount, LEAD-FREE/RoHS COMPLIANT



Substrate material is 10-mil thick Alumina, 5 μm Au.

I/O Pads & Ground Plane Finish is 20-40 μ-inches Au, over 1500Å Ni, over 500Å WTi.

See <http://www.markimicrowave.com/menus/appnotes/AN-PDSMCS-PCB.pdf> for suggested PCB layout.

Typical Performance

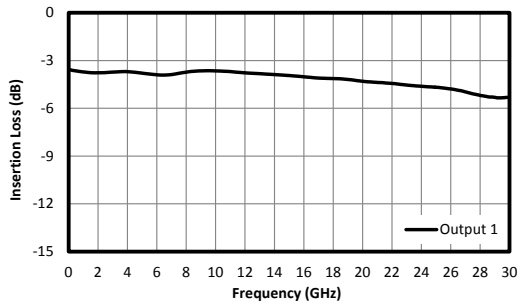


Fig. 1. Common port to output port insertion loss.

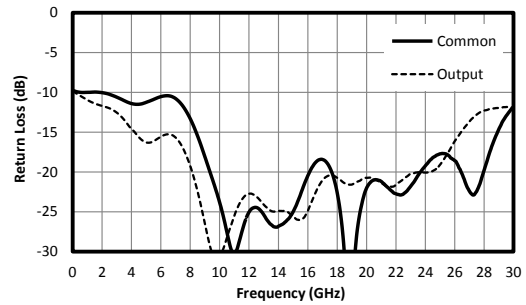


Fig. 2. Return loss for output and common ports.

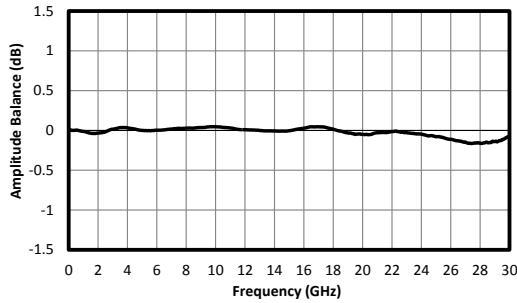


Fig. 3. Amplitude balance between output ports.

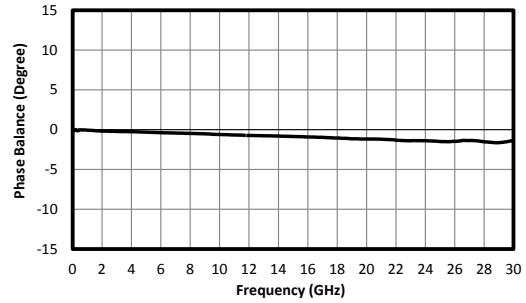


Fig. 4. Phase balance between output ports.

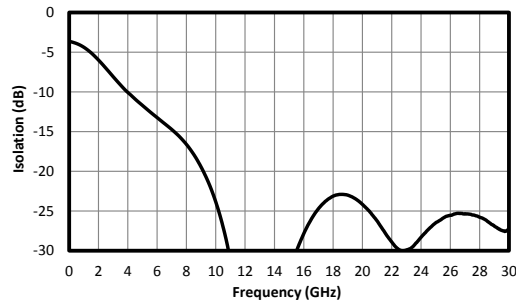


Fig. 5. Isolation between output ports.

Marki Microwave reserves the right to make changes to the product(s) or information contained herein without notice. Marki Microwave makes no warranty, representation or guarantee regarding the suitability of its products for any particular purpose, nor does Marki Microwave assume any liability whatsoever arising out of the use of or application of any product.