


GaAs MMIC DOUBLER

MMD-1030HSM

The MMD-1030HSM is a passive double balanced MMIC doubler covering 10 to 30 GHz on the output. It features excellent conversion loss, superior isolations and harmonic suppressions across a broad bandwidth, in a small form factor. The MMD-1030HSM is available in a lead-free, RoHS compliant QFN surface mount package and is compatible with standard leaded and lead-free PCB reflow soldering processes. The MMD-1030HSM is a superior alternative to Marki Microwave carrier and packaged doublers.



- Compact 3mm QFN SMT Style Package
- Broadband Performance
- Excellent Unit-to-Unit Repeatability
- RoHS Compliant

Electrical Specifications - Specifications guaranteed from -55 to +100°C, measured in a 50Ω system. All bare die are 100% DC tested and 100% visual inspected. RF testing is performed on a sample basis to verify conformance to datasheet guaranteed specifications. Consult factory for more information.

Parameter	Input (GHz)	Output (GHz)	Min	Typ	Max	Diode Option Input drive level (dBm)
2F (out) Conversion Loss (dB)	5-15	10-30		12		
Suppressions ¹						
1F (in) Fundamental				34		
3F (out) Third Harmonic				46		
4F (out) Fourth Harmonic				19		
Isolations ¹						
1F (in) Fundamental				46		
3F (out) Third Harmonic				57		
4F (out) Fourth Harmonic				31		
1F Input Level			+10	+14	+17	H-Version

¹ Suppression is relative to doubled output power. Isolation is defined as relative to the fundamental input power.

Part Number Options

Model Number	Description
MMD-1030HSM ¹	Surface Mount
EVAL-MMD-1030H	Connectorized Evaluation Fixture

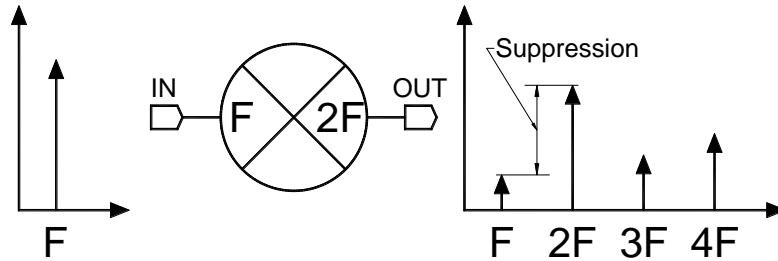
¹ Note: For port locations and I/O designations, refer to the drawings on page 2 of this document.

GaAs MMIC DOUBLER

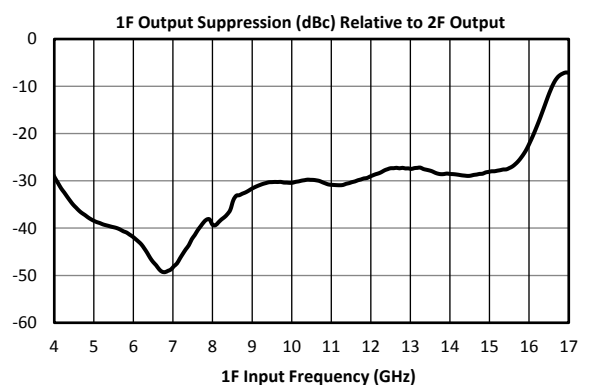
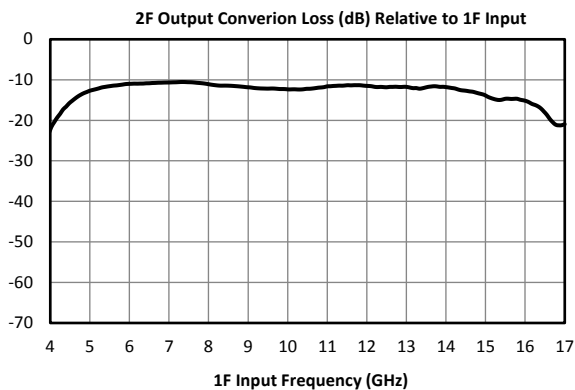
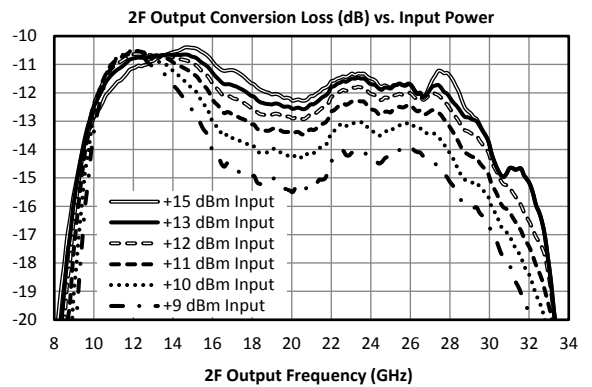
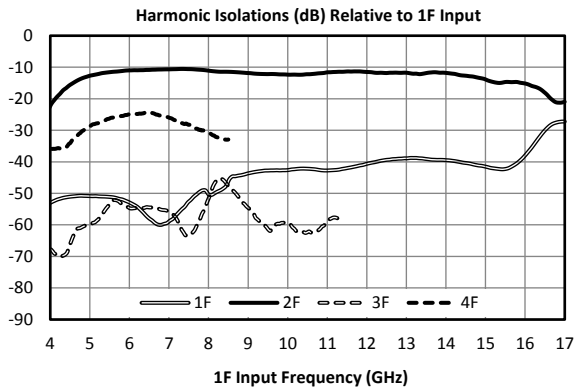
Page 2

MMD-1030HSM

Input 5 to 15 GHz
Output 10 to 30 GHz



Typical Performance



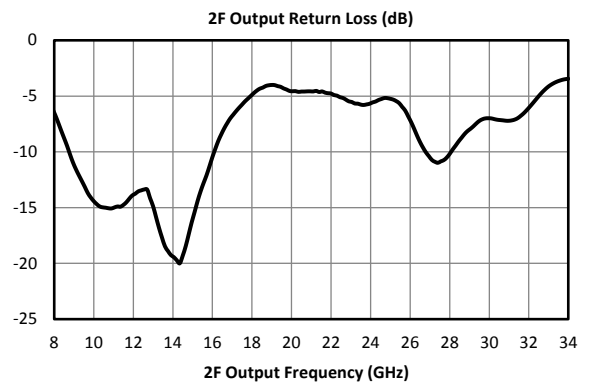
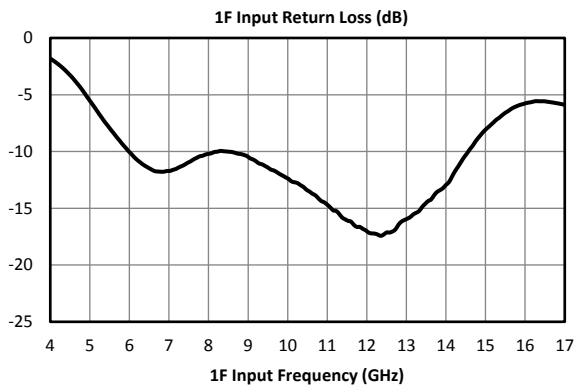
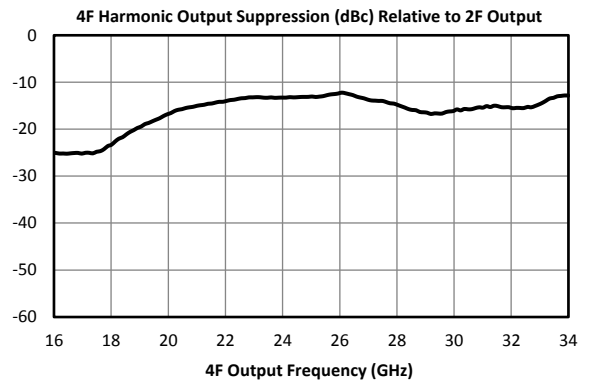
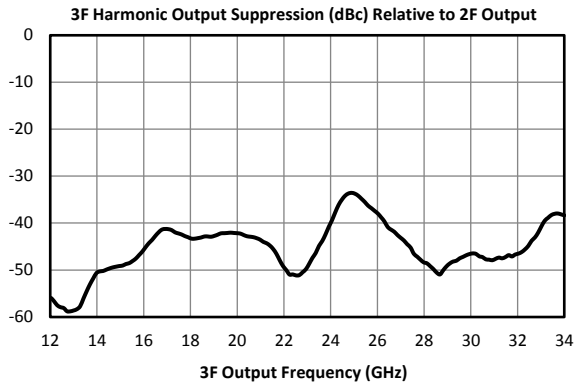
GaAs MMIC DOUBLER

Page 3

MMD-1030HSM

Input 5 to 15 GHz
Output 10 to 30 GHz

Typical Performance (cont.)

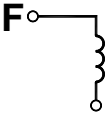
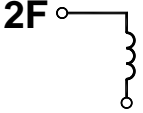


GaAs MMIC DOUBLER

Page 5

MMD-1030HSM

Input 5 to 15 GHz
Output 10 to 30 GHz

Port	Description	DC Interface Schematic
F Input	The input port is DC open and AC matched to 50 Ohms from 5 to 15 GHz. Blocking capacitor is optional.	
2F Output	The output port is DC open and AC matched to 50 Ohms from 10 to 30 GHz. Blocking capacitor is optional.	

Absolute Maximum Ratings	
Parameter	Maximum Rating
Input DC Current	N/A
Output DC Current	N/A
RF Power Handling	+25 dBm at +25°C, derated linearly to +20 dBm at +100°C
Operating Temperature	-55°C to +100°C
Storage Temperature	-65°C to +125°C

DATA SHEET NOTES:

1. Doubled Loss typically degrades less than 0.5 dB at +100°C and improves less than 0.5 dB at -55°C.
2. Unless otherwise specified, H-Diode data is taken with a +14 dBm input.
3. Specifications are subject to change without notice. Contact Marki Microwave for the most recent specifications and data sheets.
4. Catalog doubler circuits are continually improved. Configuration control requires custom model numbers and specifications.

Marki Microwave reserves the right to make changes to the product(s) or information contained herein without notice. Marki Microwave makes no warranty, representation, or guarantee regarding the suitability of its products for any particular purpose, nor does Marki Microwave assume any liability whatsoever arising out of the use or application of any product.

© Marki Microwave, Inc.



215 Vineyard Court, Morgan Hill, CA 95037 | Ph: 408.778.4200 | Fax 408.778.4300 | info@markimicrowave.com
www.markimicrowave.com