

## DOUBLE-BALANCED MIXERS

**M8-0420**

### Features

- LO/RF 4.0 to 20.0 GHz
- IF DC to 2.0 GHz
- 6.5 dB Typical Conversion Loss
- 40 dB Typical LO to RF Isolation
- Multi-Octave Band RF and LO
- Superior Bi-Phase Performance



**Electrical Specifications** - Specifications guaranteed from -55 to +100°C, measured in a 50-Ohm system.

Parameter	LO (GHz)	RF (GHz)	IF (GHz)	Min	Typ	Max	Diode Option LO drive level (dBm)
Conversion Loss (dB)	4.0-20.0 4.0-20.0	4.0-20.0 4.0-20.0	DC-1.0 1.0-2.0		6.0 7.0	8.0 9.0	
Isolation (dB)							
LO-RF	4.0-20.0	4.0-20.0			40		
LO-IF	4.0-20.0	4.0-20.0			30		
RF-IF	4.0-20.0	4.0-20.0			25		
Input 1 dB Compression (dBm)	4.0-20.0	4.0-20.0			+2 +5 +8 +11 +14		L (+7 to +10) M (+10 to +13) N (+13 to +16) H (+16 to +19) S (+19 to +22)
Input Two-Tone Third Order Intercept Point (dBm)	4.0-20.0	4.0-20.0			+12 +15 +18 +21 +24		L (+7 to +10) M (+10 to +13) N (+13 to +16) H (+16 to +19) S (+19 to +22)

### Part Number Options

<i>Please specify diode level and package style by adding to model number.</i>	
Package Style(s)	Example
<a href="#">R</a> , <a href="#">S</a> , <a href="#">Z</a>	M8-0420 <u>L</u> <u>R</u>

*Marki Microwave reserves the right to make changes to the product(s) or information contained herein without notice. Marki Microwave makes no warranty, representation or guarantee regarding the suitability of its products for any particular purpose, nor does Marki Microwave assume any liability whatsoever arising out of the use of or application of any product.*

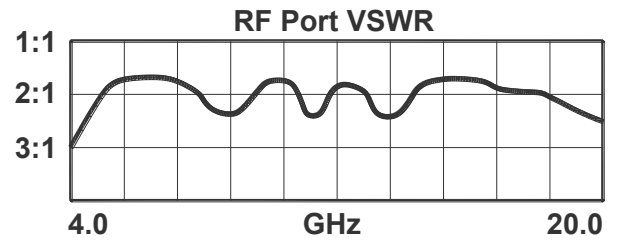
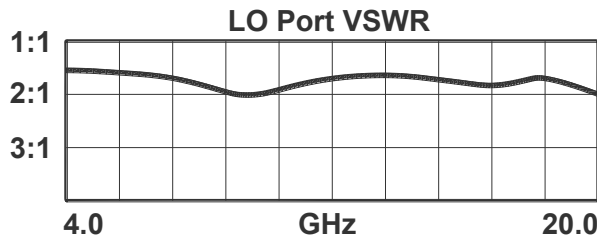
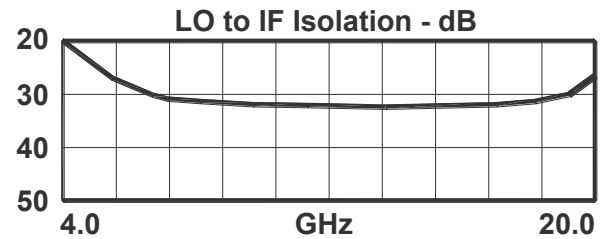
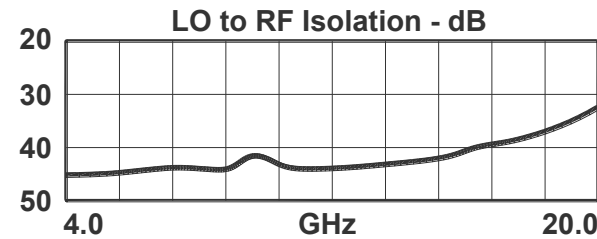
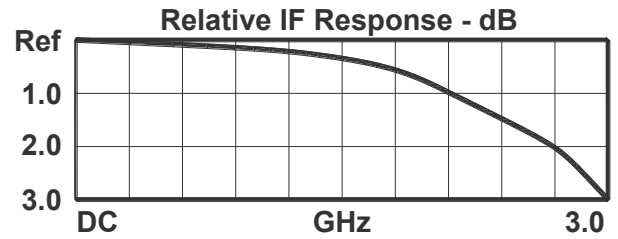
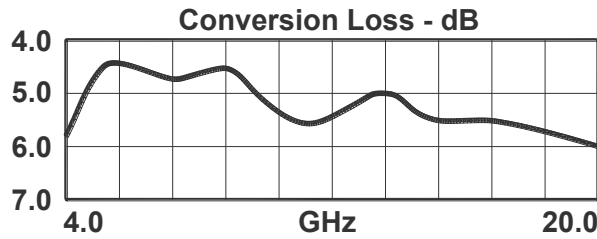
# DOUBLE-BALANCED MIXERS

# M8-0420

Page 2

LO/RF 4.0 to 20.0 GHz  
IF DC to 2.0 GHz

Typical Performance



DATA SHEET NOTES:

1. Mixer Conversion Loss Plot is done with an IF frequency of 100 MHz.
2. Mixer Noise Figure typically measures within +0.5 dB of conversion loss for IF frequencies greater than 5 MHz.
3. Conversion Loss typically degrades less than 0.5 dB for LO drives 2 dB below the lowest and 3 dB above highest nominal LO drive levels.
4. Conversion Loss typically degrades less than 0.5 dB at +100°C and improves less than 0.5 dB at -55°C.
5. Maximum input power is +23 dBm at +25°C, derated linearly to +20 dBm at +100°C.
6. Specifications are subject to change without notice. Contact Marki Microwave for the most recent specifications and data sheets.
7. Catalog mixer circuits are continually improved. Configuration control requires custom mixer model numbers and specifications.

Marki Microwave reserves the right to make changes to the product(s) or information contained herein without notice. Marki Microwave makes no warranty, representation, or guarantee regarding the suitability of its products for any particular purpose, nor does Marki Microwave assume any liability whatsoever arising out of the use or application of any product.

© Marki Microwave, Inc.



215 Vineyard Court, Morgan Hill, CA 95037 | Ph: 408.778.4200 | Fax 408.778.4300 | [info@markimicrowave.com](mailto:info@markimicrowave.com)

[www.markimicrowave.com](http://www.markimicrowave.com)