

QUADRATURE-IF DOUBLE-BALANCED MIXERS

IQ-1545



Features

- LO/RF 1.5 to 4.5 GHz
- IF DC to 500 MHz
- 5.5 dB Typical Conversion Loss
- 43 dB Typical LO to RF Isolation
- 3 degree Typ Quadrature Phase Deviation
- .3 dB Typical Amplitude Deviation
- For a list of recommended LO driver amps for all mixers and IQ mixers, see [here](#).

Electrical Specifications - Specifications guaranteed from -55 to +100°C, measured in a 50-Ohm system.

Parameter	LO (GHz)	RF (GHz)	IF (MHz)	Min	Typ	Max	Diode Option LO drive level (dBm)
Conversion Loss (dB)	1.5-4.5	1.5-4.5	DC-500		5.5	8.0	
Image Rejection (dB)	1.8-4.5	1.8-4.5	DC-500	18	25		
	1.5-4.5	1.5-4.5	DC-500	16	25		
I/Q Amplitude Deviation (dB)	1.5-4.5	1.5-4.5	DC-500		0.3		
I/Q Quadrature Phase Deviation (degrees)	1.5-4.5	1.5-4.5	DC-500		3		
Isolation (dB)				37			
	LO-RF	1.5-4.5	1.5-4.5		43		
	LO-IF	1.5-4.5	1.5-4.5		30		
RF-IF	1.5-4.5	1.5-4.5			30		
Input 1 dB Compression (dBm)	1.5-4.5	1.5-4.5			+4		L (+10 to +13)
Input Two-Tone Third Order Intercept Point (dBm)	1.5-4.5	1.5-4.5			+14		L (+10 to +13)

Part Number Options

Please specify diode level and package style by adding to model number.	
Package Style(s) ¹	Example
<u>MP</u>	IQ-1545 <u>L</u> <u>MP</u>

¹Application of DC current has been known to damage mixer diodes. IF DC current should be limited to less than 50 mA to prevent damage. Any application of DC current could cause field damage and void the warranty.

Marki Microwave reserves the right to make changes to the product(s) or information contained herein without notice. Marki Microwave makes no warranty, representation or guarantee regarding the suitability of its products for any particular purpose, nor does Marki Microwave assume any liability whatsoever arising out of the use of or application of any product.

345 Digital Dr, Morgan Hill, CA 95037 | Ph: 408.778.4200 | Fax 408.778.4300 | info@markimicrowave.com

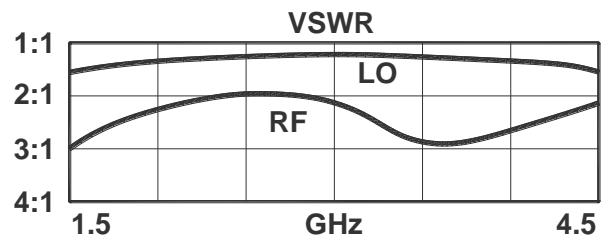
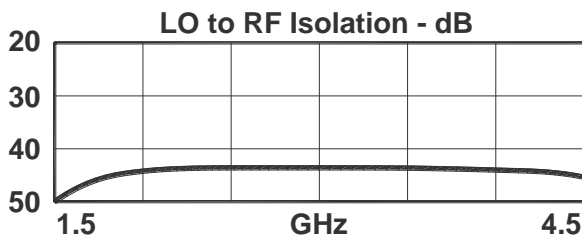
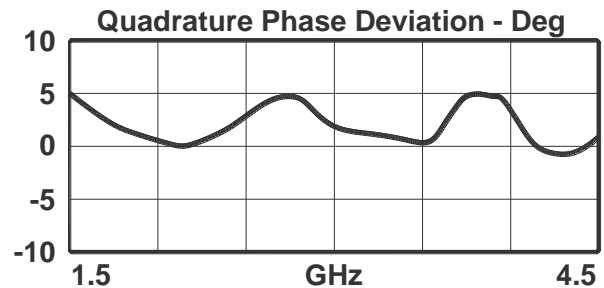
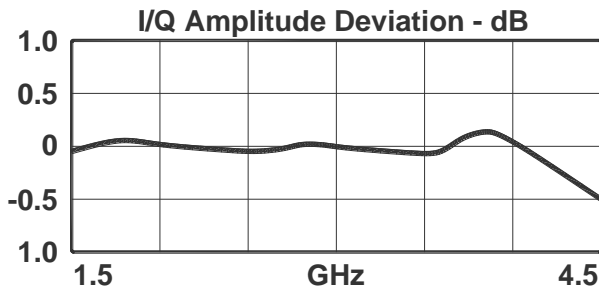
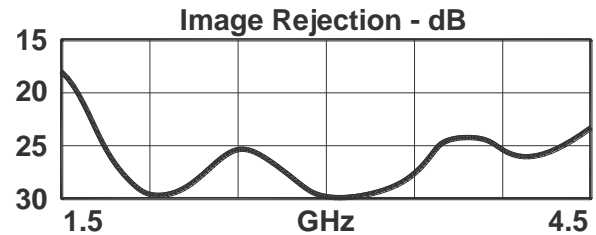
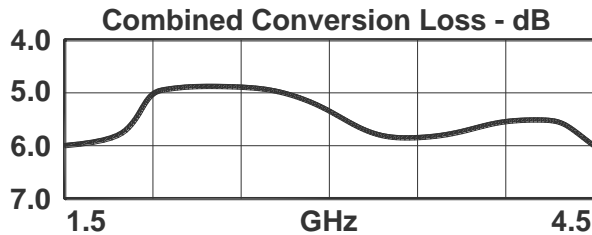
www.markimicrowave.com

QUADRATURE-IF DOUBLE-BALANCED MIXERS

IQ-1545

LO/RF 1.5 to 4.5 GHz
IF DC to 500 MHz

Typical Performance



DATA SHEET NOTES:

1. Mixer Conversion Loss Plot IF frequency is 70 MHz.
2. Mixer Noise Figure typically measures within 0.5 dB of conversion loss for IF frequencies greater than 5 MHz.
3. Conversion Loss typically degrades less than 0.5 dB for LO drives 2 dB below the lowest and 3 dB above highest nominal LO drive levels.
4. Conversion Loss typically degrades less than 0.5 dB at +100°C and improves less than 0.5 dB at -55°C.
5. Maximum input power is +26 dBm at +25°C, derated linearly to +23 dBm at +100°C.
6. Specifications are subject to change without notice. Contact Marki Microwave for the most recent specifications and data sheets.
7. Catalog mixer circuits are continually improved. Configuration control requires custom mixer model numbers and specifications.

Marki Microwave reserves the right to make changes to the product(s) or information contained herein without notice. Marki Microwave makes no warranty, representation or guarantee regarding the suitability of its products for any particular purpose, nor does Marki Microwave assume any liability whatsoever arising out of the use of or application of any product.

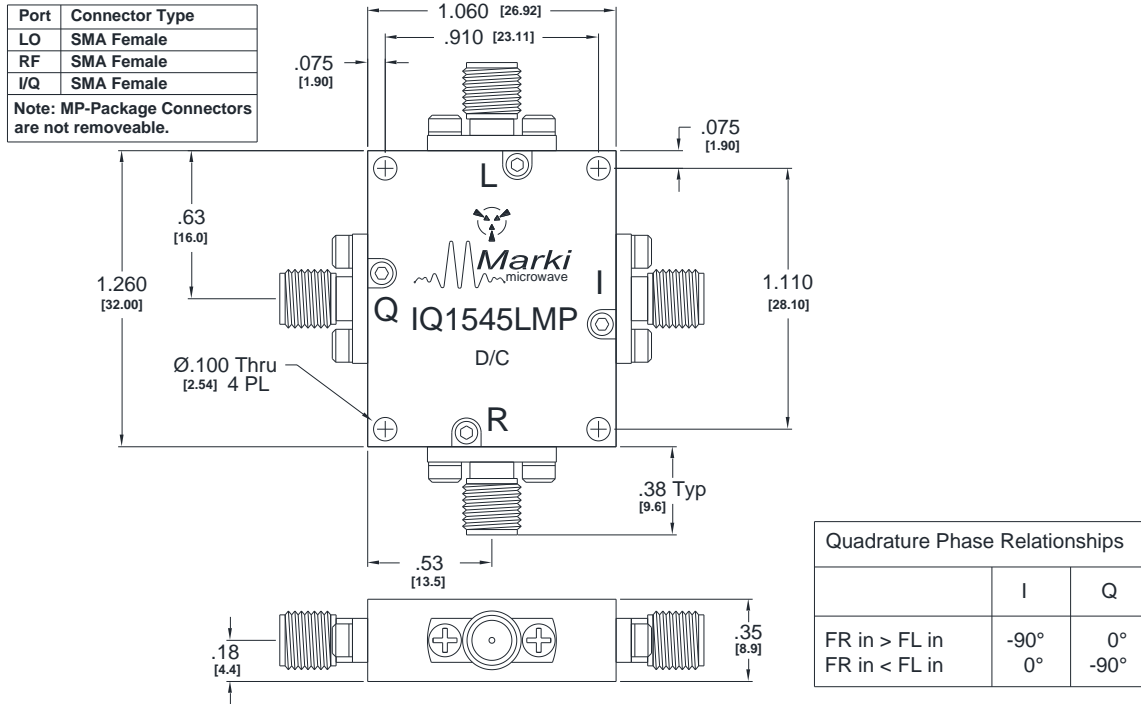
345 Digital Dr, Morgan Hill, CA 95037 | Ph: 408.778.4200 | Fax 408.778.4300 | info@markimicrowave.com

www.markimicrowave.com

QUADRATURE-IF DOUBLE-BALANCED MIXERS

IQ-1545

Package Outline Drawing



Revision Code	Revision Date	Comment
A	February 2023	Updated Outline Drawing

Marki Microwave reserves the right to make changes to the product(s) or information contained herein without notice. Marki Microwave makes no warranty, representation or guarantee regarding the suitability of its products for any particular purpose, nor does Marki Microwave assume any liability whatsoever arising out of the use of or application of any product.

345 Digital Dr, Morgan Hill, CA 95037 | Ph: 408.778.4200 | Fax 408.778.4300 | info@markimicrowave.com

www.markimicrowave.com