




LOWPASS FILTER

FLP-0750

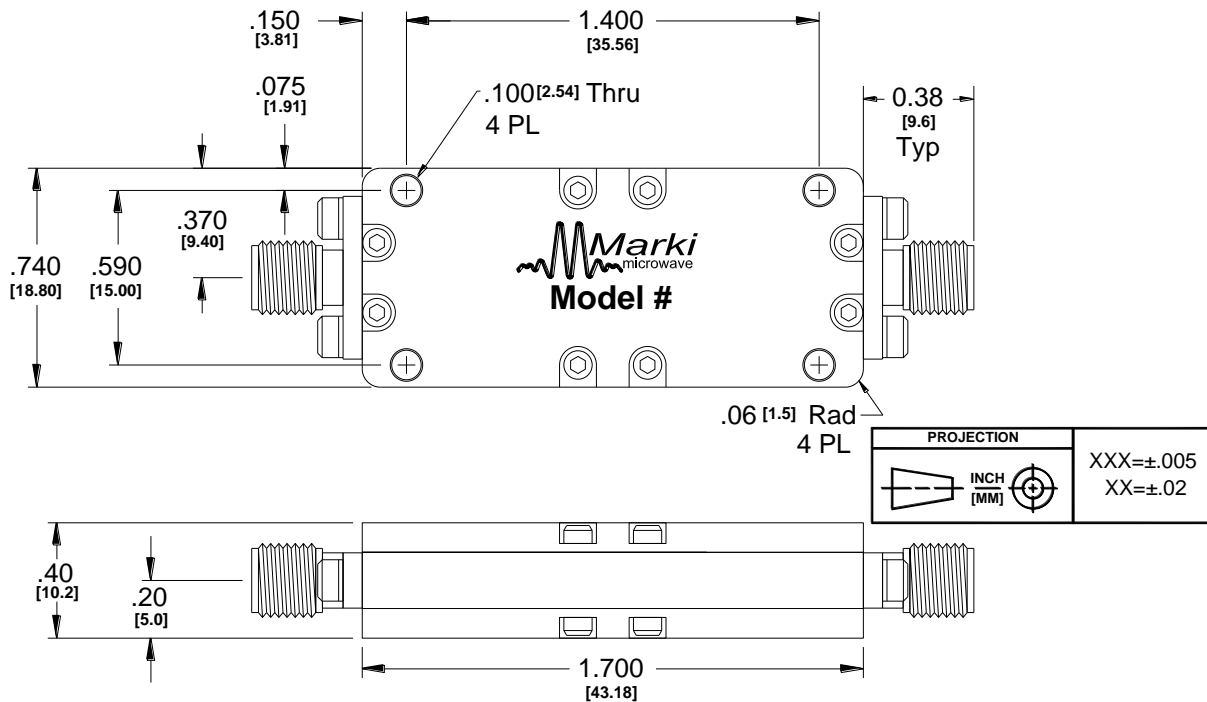
Features

- Low Insertion Loss
- Excellent Return Loss
- High Stop Band Suppression
- 11th Order Filter
- [FLP-0750.S2P](#)



Electrical Specifications – Specifications guaranteed from -55 to +100°C, measured in a 50Ω system.

Parameter	Frequency (GHz)	Min	Typ.	Max
3 dB Cutoff Frequency	7.5			
Passband Insertion Loss (dB)	DC-7		0.9	
Passband Return Loss (dB)	DC-7	15	30	
Stopband Suppression (dB)	12.5-20	40	50	
	9.75	25	30	
Impedance (Ω)			50	
RF Power (W)				1
Weight (g)			32	



Typical Performance

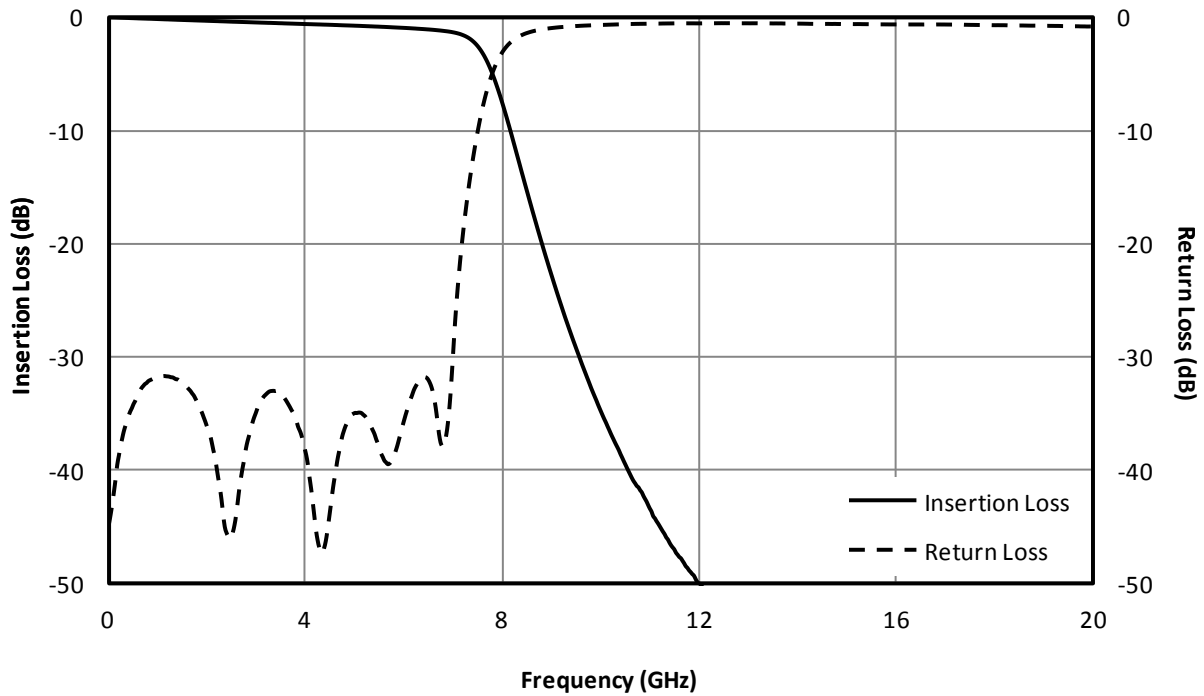


Fig. 1. Magnitude response for a typical FLP-0750.

Model Number	Description
FLP-0750	7.5 GHz Lowpass Filter with SMA Female connectors ¹

¹Default is SMA female connectors. Consult factory for other connector options.

NOTE:

Specifications are subject to change without notice. Contact Marki Microwave for the most recent specifications and data sheets.

Marki Microwave reserves the right to make changes to the product(s) or information contained herein without notice. Marki Microwave makes no warranty, representation or guarantee regarding the suitability of its products for any particular purpose, nor does Marki Microwave assume any liability whatsoever arising out of the use of or application of any product.

© Marki Microwave, Inc.

