

LEAD-FREE / RoHS-COMPLIANT

DUAL DIRECTIONAL COUPLER

CD10-0106

The CD10-0106 is an ultra high directivity 0.8-6.3 GHz, 10 dB dual directional coupler. The multisection tri-plate stripline design exhibits excellent coupling flatness and VSWR at all ports. Applications include reflectometry (return loss) measurements, level monitoring, etc. Custom designs are also available, contact the factory for details.

Features

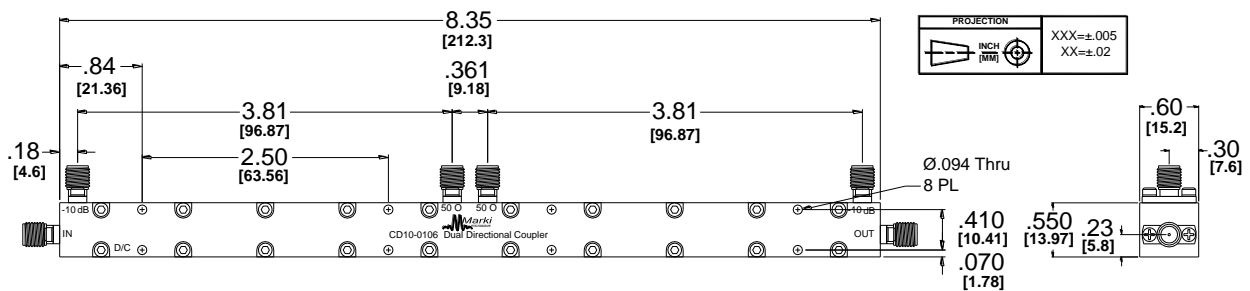
- Dual Directional
- Ultra High Directivity
- Excellent Coupling Flatness
- Low VSWR
- [Microwave Power Dividers & Couplers App Note](#)

Electrical Specifications

Parameter ¹	Frequency Range (GHz)	Min	Typ	Max
Mean Coupling (dB)	0.8-6.3		10	
Amplitude Flatness (dB) ²			±0.6	±1.75
Direct Line Insertion Loss (dB)	DC-6.3			2.4
VSWR	0.8-6.3		1.14	1.28
Directivity (dB)		25		
Weight (g)			132	

¹Specifications guaranteed when operated in a 50Ω system.

²Deviation from average coupling.



DUAL DIRECTIONAL COUPLER

CD10-0106

Page 2

Typical Performance

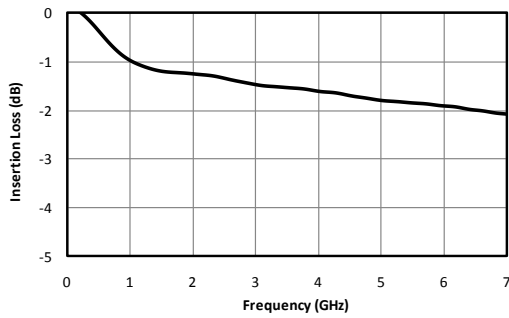


Fig. 1. Direct line insertion loss.

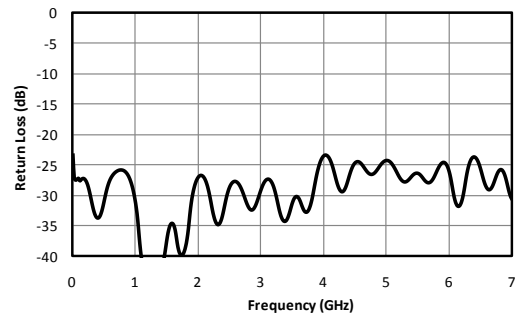


Fig. 2. Typical port return loss.

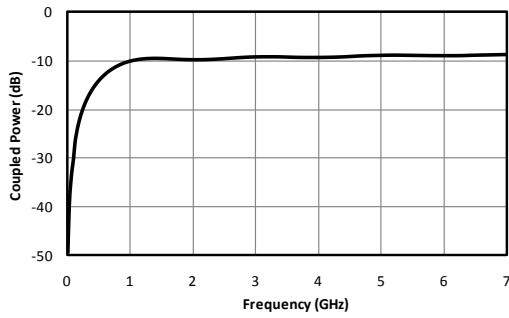


Fig. 3. Coupled port power.

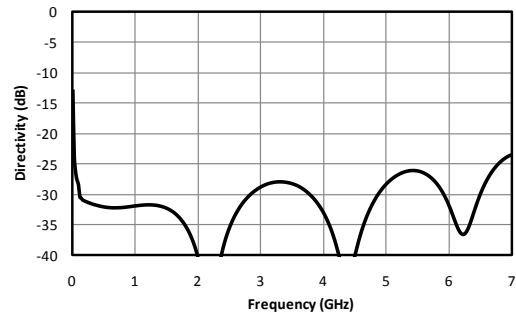


Fig. 4. Typical directivity.



DUAL DIRECTIONAL COUPLER

CD10-0106

Page 3

Model Number	Description
CD10-0106	0.8-6.3 GHz Ultra High Directivity, 10 dB Dual Directional Coupler with SMA connectors ¹ , LEAD-FREE/ROHS COMPLIANT

¹Default is SMA female connectors. Consult factory for other connector options.

Revision History

Revision code	Revision Date	Comment
F	4/2020	Updated Direct Line IL specs

Marki Microwave reserves the right to make changes to the product(s) or information contained herein without notice.

Marki Microwave makes no warranty, representation or guarantee regarding the suitability of its products for any particular purpose, nor does Marki Microwave assume any liability whatsoever arising out of the use of or application of any product.