

HIGH DIRECTIVITY BRIDGE COUPLER

CBR16-0012

The CBR16-0012 offers the broadest bandwidth of any standalone bridge coupler on the market. It provides an extremely high degree of measurement accuracy for forward power measurements, and can also be used to measure VSWR/return loss (see Directivity and VSWR Measurement App Note). The flat coupling ratio, high directivity, and broadband performance to 200 kHz make the CBR16-0012 an excellent 'black box' coupler for everyday lab use.



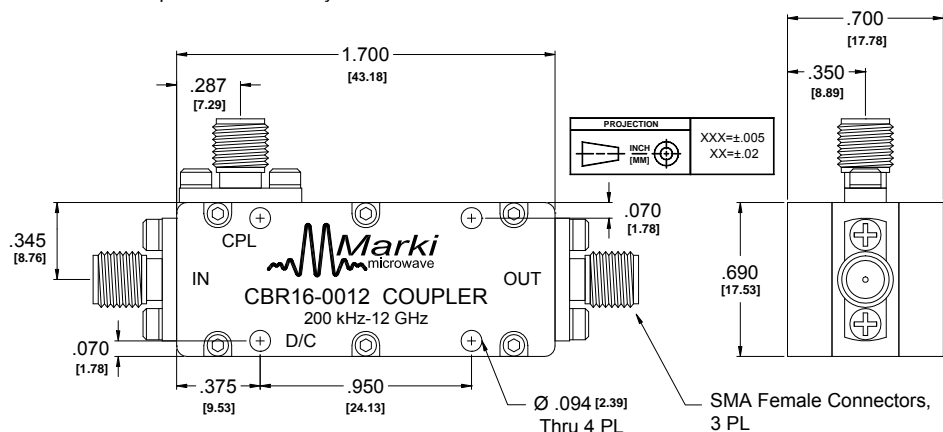
Features

- Broadband Performance
- High Directivity
- Low VSWR
- Compact Size and Lightweight
- [Microwave Power Dividers & Couplers App Note](#)
- Directivity and VSWR Measurement App Note
- [CBR16-0012.s3p](#)

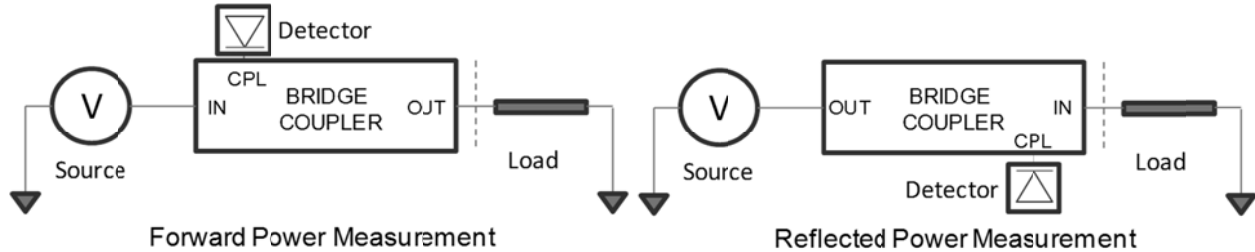
Electrical Specifications

Parameter ¹	Frequency Range	Min	Typ	Max
Direct Line Insertion Loss (dB)	200 kHz-12 GHz			3.5
Coupling (dB)	200 kHz-6 GHz		16	
	9 GHz		14	
	12 GHz		12	
VSWR	200 kHz-12 GHz		1.25	1.6
Directivity (dB)	200 MHz-12 GHz	22	32	
	200 kHz-200 MHz		25	
Power (W)				1
Weight (g)			30	

¹Specifications guaranteed when operated in a 50Ω system.



Forward & reflected power measurement using high directivity bridge coupler



Typical Performance

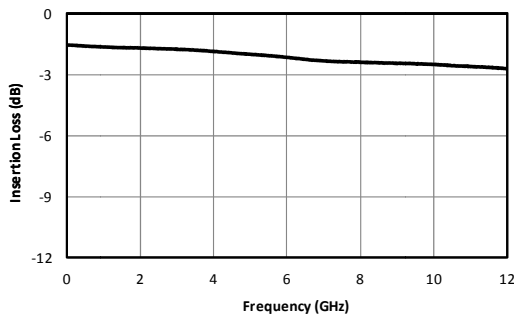


Fig. 1. Direct line insertion loss.

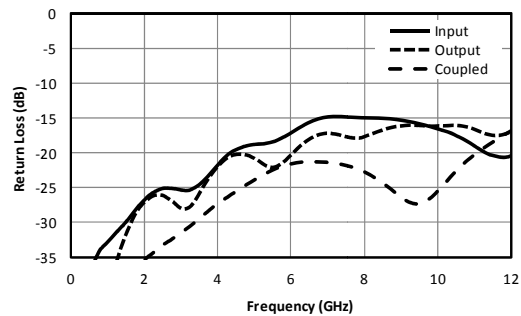


Fig. 2. Return loss.

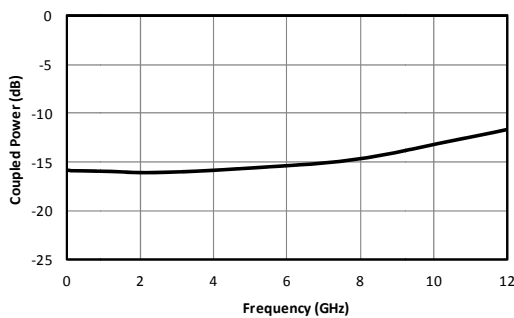


Fig. 3. Coupled port power.

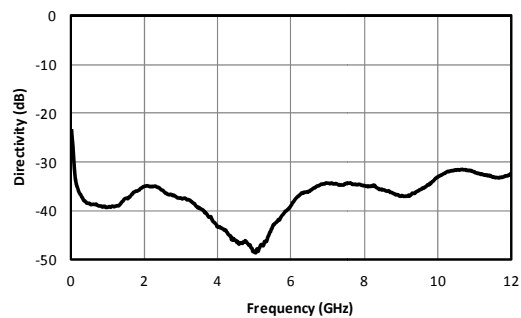


Fig. 4. Directivity.

Model Number	Description
CBR16-0012	200 kHz-12 GHz 16 dB High Directivity Bridge Coupler with SMA connectors

¹Default is SMA female connectors. Consult factory for other connector options.

Marki Microwave reserves the right to make changes to the product(s) or information contained herein without notice. Marki Microwave makes no warranty, representation or guarantee regarding the suitability of its products for any particular purpose, nor does Marki Microwave assume any liability whatsoever arising out of the use of or application of any product.