

LEAD-FREE / RoHS-COMPLIANT

HIGH DIRECTIVITY BRIDGE COUPLER

CBR16-0003

The CBR16-0003 offers the highest directivity of any standalone 3 GHz bridge coupler on the market. It provides an extremely high degree of measurement accuracy for forward power measurements, and can also be used to measure VSWR/return loss (see Directivity and VSWR Measurement App Note). The flat coupling ratio, high directivity, and broadband performance to 200 kHz make the CBR16-0003 an excellent 'black box'

Features

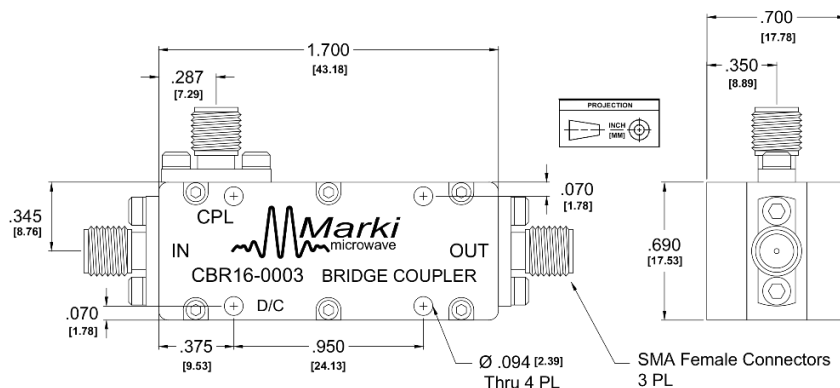
- Broadband Performance
- High Directivity
- Low VSWR
- Excellent Coupling Flatness
- Compact Size and Lightweight
- [Microwave Power Dividers & Couplers App Note](#)
- [Directivity and VSWR Measurement App Note](#)
- [CBR16-0003.s3p](#)



Electrical Specifications

Parameter ¹	Frequency Range	Min	Typ	Max
Direct Line Insertion Loss (dB)	200 kHz-3 GHz			2.2
Coupling (dB)			16	
VSWR			1.1	1.4
Directivity (dB)	800 MHz-3 GHz	30	40	
	200 kHz-800 MHz		25	
Power (W)				1
Weight (g)			30	

¹Specifications guaranteed when operated in a 50Ω system.

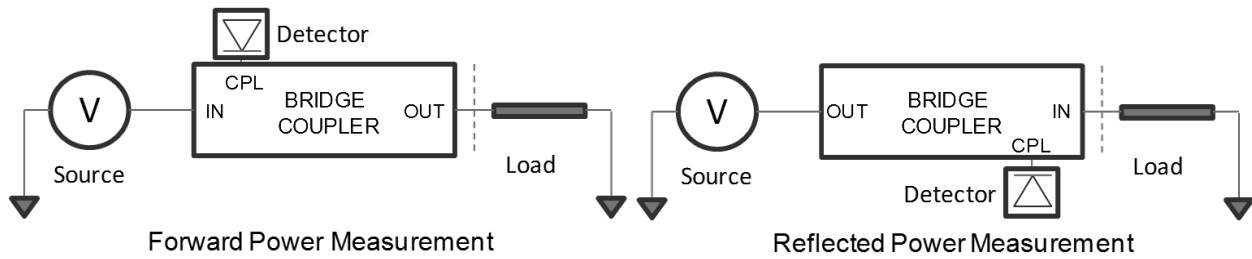


HIGH DIRECTIVITY BRIDGE COUPLER

CBR16-0003

Page 2

Forward & reflected power measurement using high directivity bridge coupler



Typical Performance

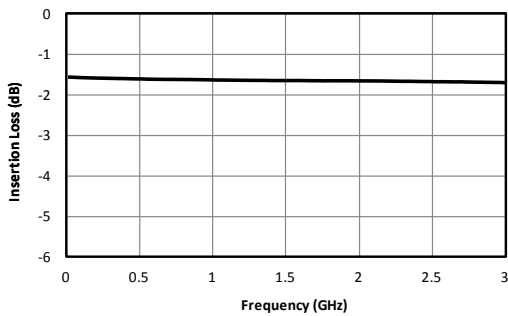


Fig. 1. Direct line insertion loss.

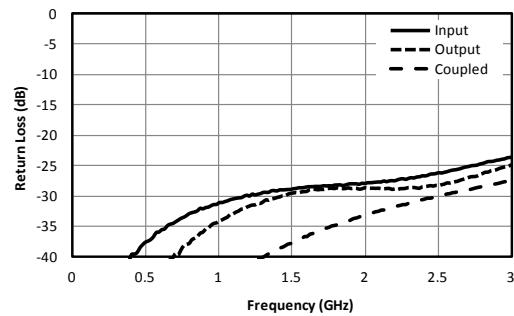


Fig. 2. Return loss.

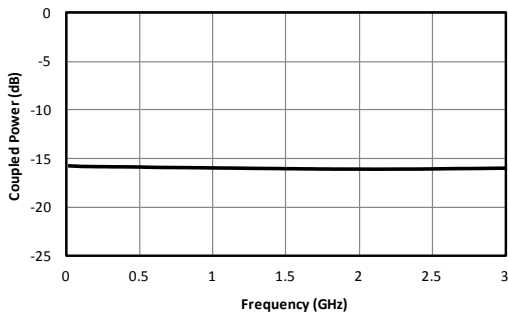


Fig. 3. Coupled port power.

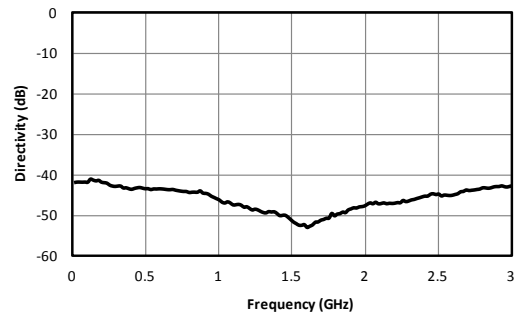


Fig. 4. Directivity.

Model Number	Description
CBR16-0003	200 kHz-3 GHz 16 dB High Directivity Bridge Coupler with SMA connectors ¹ , LEAD-FREE/RoHS COMPLIANT

¹Default is SMA female connectors. Consult factory for other connector options.

Marki Microwave reserves the right to make changes to the product(s) or information contained herein without notice. Marki Microwave makes no warranty, representation or guarantee regarding the suitability of its products for any particular purpose, nor does Marki Microwave assume any liability whatsoever arising out of the use of or application of any product.