

LEAD-FREE / RoHS-COMPLIANT

AIR-LINE DIRECTIONAL COUPLER

CA-40

The CA-40 is a low loss directional coupler capable of operation to 40 GHz. This coupler features a unique air-line construction that simultaneously enables extremely low loss, minimal return loss, and outstanding directivity throughout the entire frequency range to 40 GHz. This coupler can be used for low loss and high power applications. The useable operating frequencies extend below 1 GHz for applications where calibration of the frequency response is available.



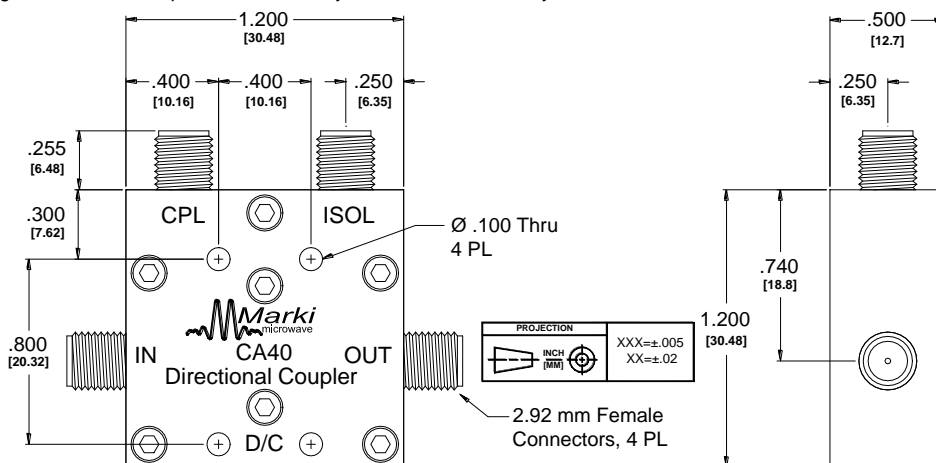
Features

- Low Insertion Loss and VSWR
- Broadband Performance
- High Directivity
- Compact Size and Lightweight
- [Microwave Power Dividers & Couplers App Note](#)

Electrical Specifications

Parameter ¹	Frequency Range (GHz)	Min	Typ	Max
Direct Line Insertion Loss (dB)	DC to 20		0.3	0.6
	20 to 40		0.5	1.0
Coupling (dB)	20-40	32	27	25
	1		53	
VSWR	1 to 15		1.1	1.4
	15 to 40		1.3	1.6
Directivity (dB)	1 to 15	18	24	
	15 to 40	13	18	
Average Power (W) ²				20
Weight (g)			36	

¹Specifications guaranteed when operated in a 50Ω system. ² Consult factory for more information.



LEAD-FREE / RoHS-COMPLIANT
AIR-LINE DIRECTIONAL COUPLER

CA-40

Page 2

Typical Performance

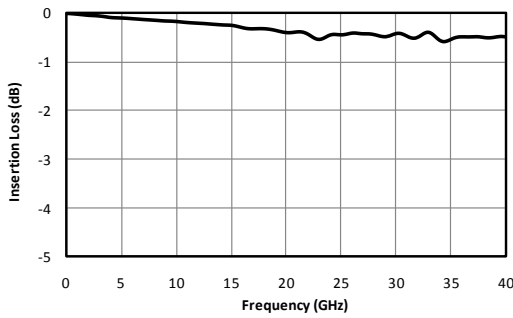


Fig. 1. Direct line insertion loss.

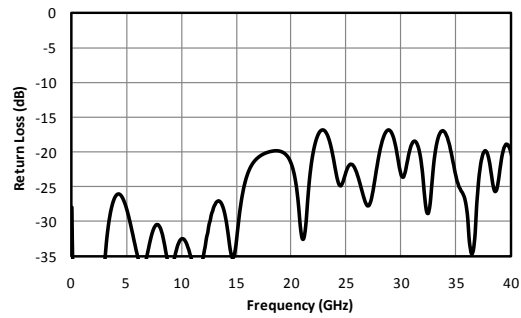


Fig. 2. Typical port return loss.

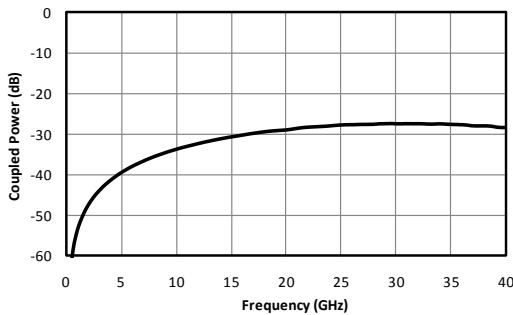


Fig. 3. Coupled port power.

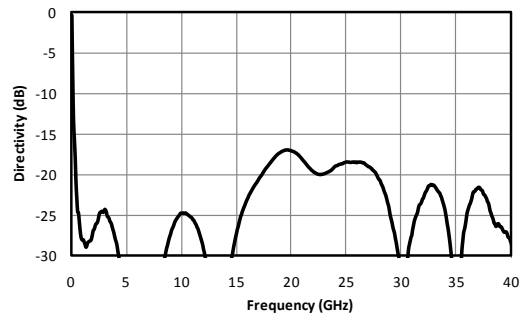


Fig. 4. Typical directivity.

Model Number	Description
CA-40	Air-line Directional Coupler with 2.92 mm connectors operational to 40 GHz, LEAD-FREE/RoHS COMPLIANT

Marki Microwave reserves the right to make changes to the product(s) or information contained herein without notice. Marki Microwave makes no warranty, representation or guarantee regarding the suitability of its products for any particular purpose, nor does Marki Microwave assume any liability whatsoever arising out of the use of or application of any product.

© Marki Microwave, Inc.

