

LEAD-FREE / RoHS-COMPLIANT
AIR-LINE DIRECTIONAL COUPLER

CA-26

Page 2

Typical Performance

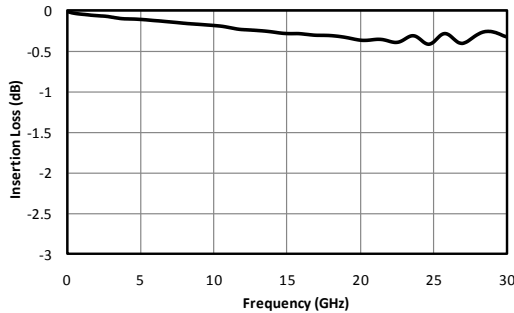


Fig. 1. Direct line insertion loss.

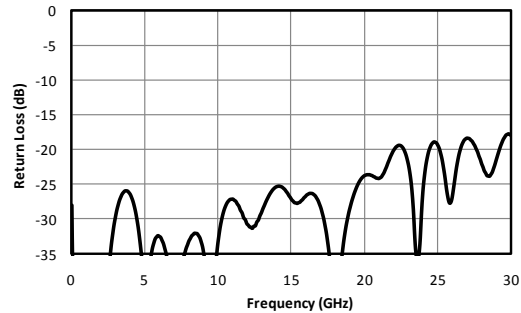


Fig. 2. Typical port return loss.

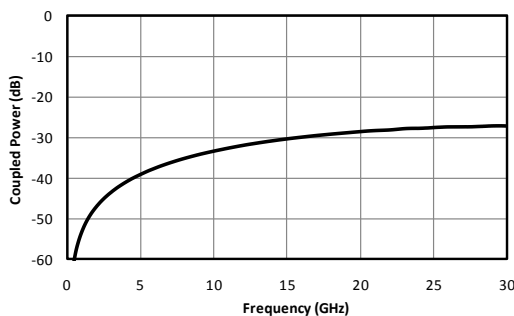


Fig. 3. Coupled port power.

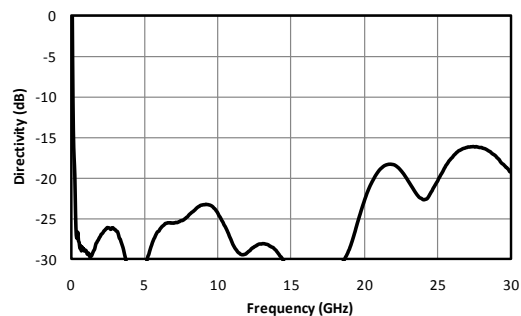


Fig. 4. Typical directivity.

Model Number	Description
CA-26	Air-line Directional Coupler with SMA connectors operational to 26.5 GHz, LEAD-FREE/RoHS COMPLIANT

Marki Microwave reserves the right to make changes to the product(s) or information contained herein without notice. Marki Microwave makes no warranty, representation or guarantee regarding the suitability of its products for any particular purpose, nor does Marki Microwave assume any liability whatsoever arising out of the use of or application of any product.

© Marki Microwave, Inc.

