



LEAD-FREE / RoHS-COMPLIANT

AIR-LINE DIRECTIONAL COUPLER

CA-18

The CA-18 is a high power type N-connectorized bidirectional coupler capable of operation to 18 GHz. This coupler features a unique air-line construction that simultaneously enables extremely low loss and high directivity. This coupler can be used for low loss and high power applications. The useable operating frequencies extend below 1 GHz for applications where calibration of the frequency response is available.



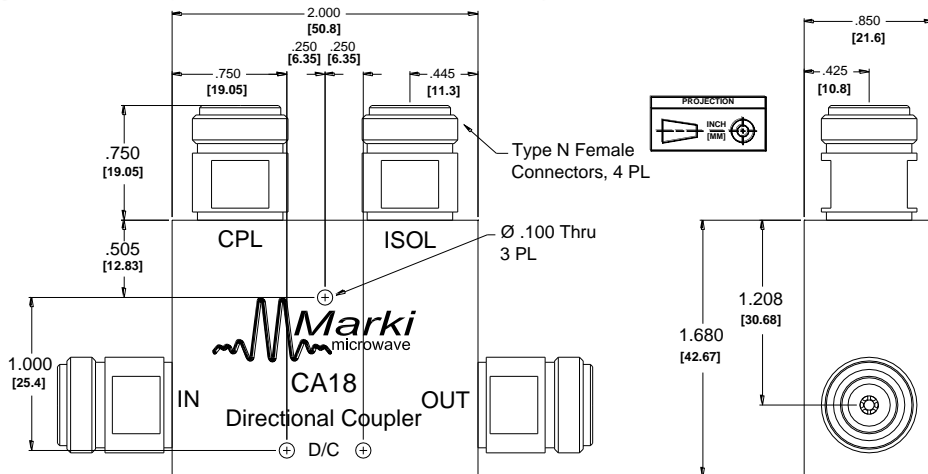
Features

- Low Insertion Loss
- High Power Handling
- Broadband Performance
- High Directivity
- [Microwave Power Dividers & Couplers App Note](#)

Electrical Specifications

Parameter ¹	Frequency Range (GHz)	Min	Typ	Max
Direct Line Insertion Loss (dB)	DC to 12		0.2	0.4
	12 to 18		0.35	0.7
Coupling (dB)	18		30	
	1		50	
VSWR	1 to 5		1.2	1.35
	5 to 18		1.4	
Directivity (dB)	1 to 14	15	22	
	14 to 18	12	16	
Average Power (W) ²				200
Weight (g)			215	

¹Specifications guaranteed when operated in a 50Ω system. ² Consult factory for more information.



LEAD-FREE / RoHS-COMPLIANT
AIR-LINE DIRECTIONAL COUPLER

CA-18

Page 2

Typical Performance

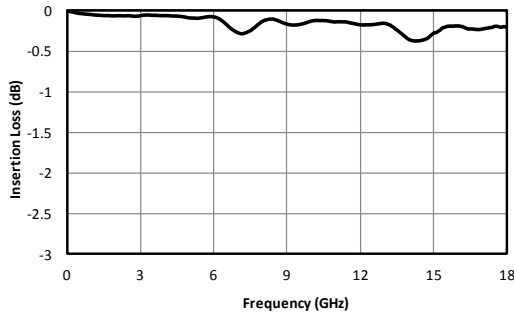


Fig. 1. Direct line insertion loss.

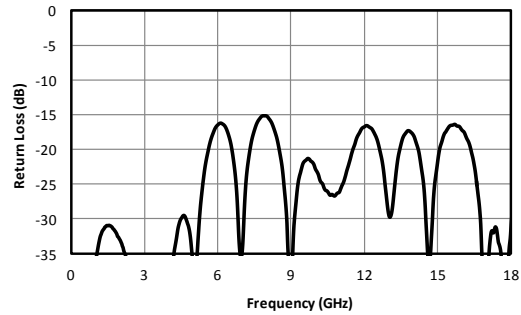


Fig. 2. Typical port return loss.

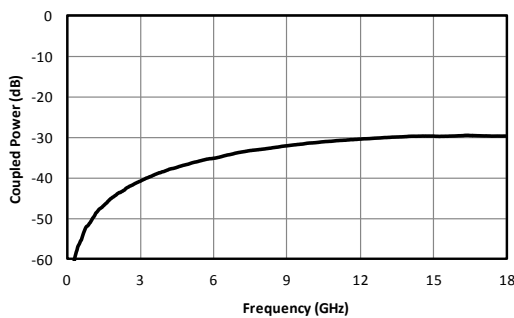


Fig. 3. Coupled port power.

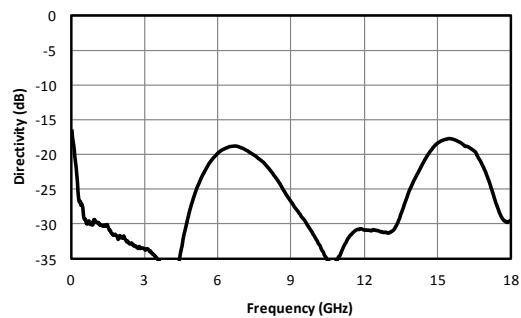


Fig. 4. Typical directivity.

Model Number	Description
CA-18	Air-line Directional Coupler with type N connectors operational to 18 GHz, LEAD-FREE/RoHS COMPLIANT

Marki Microwave reserves the right to make changes to the product(s) or information contained herein without notice. Marki Microwave makes no warranty, representation or guarantee regarding the suitability of its products for any particular purpose, nor does Marki Microwave assume any liability whatsoever arising out of the use of or application of any product.

© Marki Microwave, Inc.

