

LEAD-FREE / RoHS-COMPLIANT

DIRECTIONAL COUPLER

C09-0R418

The C09-0R418 is a broadband 0.45-18 GHz, 9 dB directional coupler. The multisection tri-plate stripline design exhibits excellent coupling flatness and VSWR at all ports. Custom designs available; contact the factory for details.

Features

- Ultra Broadband Performance
- Excellent Coupling Flatness
- High Directivity
- Low VSWR
- [Microwave Power Dividers & Couplers App Note](#)

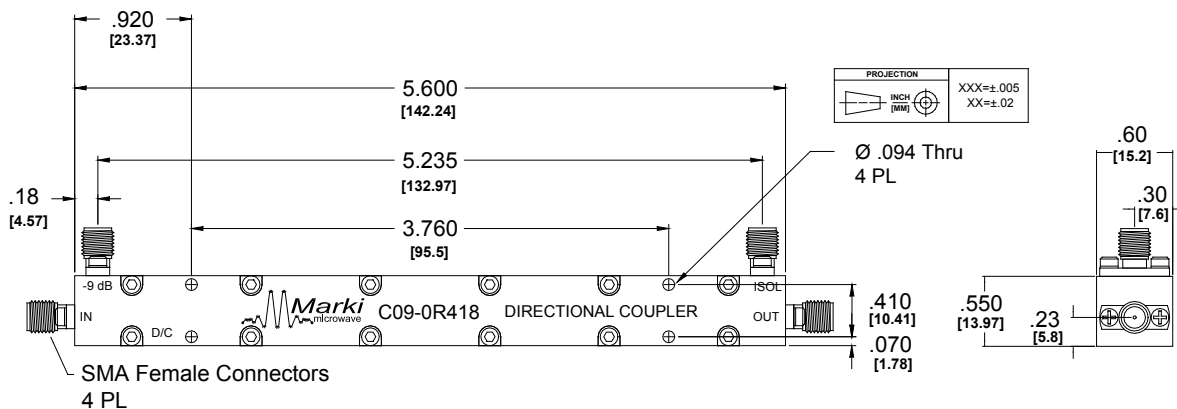


Electrical Specifications

Parameter ¹	Frequency Range (GHz)	Min	Typ	Max	
Mean Coupling (dB)	0.45-18		9		
Amplitude Flatness (dB) ²			±0.7	±1.4	
Direct Line Insertion Loss (dB)					2
VSWR				1.15	1.45
Directivity (dB)		15	22		
Weight (g)				90	

¹Specifications guaranteed when operated in a 50Ω system.

²Deviation from average coupling.



DIRECTIONAL COUPLER

C09-0R418

Page 2

Typical Performance

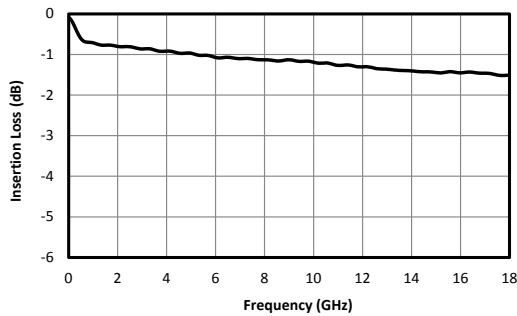


Fig. 1. Direct line insertion loss.

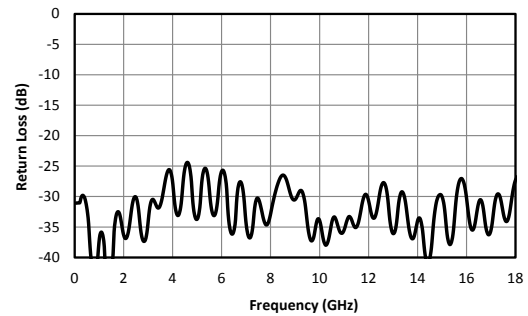


Fig. 2. Typical port return loss.

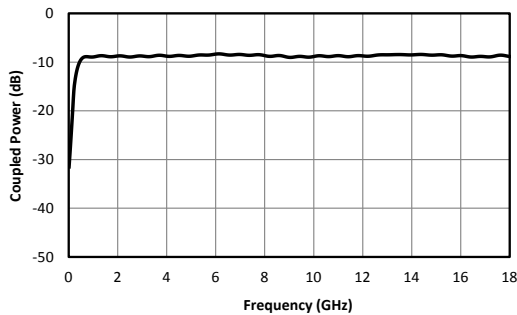


Fig. 3. Coupled port power.

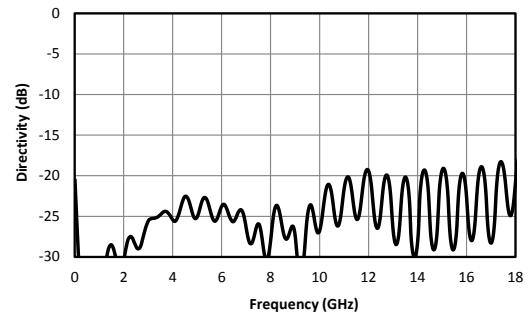


Fig. 4. Typical directivity.

Model Number	Description
C09-0R418	0.45-18 GHz, 9 dB Directional Coupler with SMA connectors ¹ , LEAD-FREE/RoHS COMPLIANT

¹Default is SMA female connectors. Consult factory for other connector options.

Marki Microwave reserves the right to make changes to the product(s) or information contained herein without notice. Marki Microwave makes no warranty, representation or guarantee regarding the suitability of its products for any particular purpose, nor does Marki Microwave assume any liability whatsoever arising out of the use of or application of any product.

© Marki Microwave, Inc.

