

Broadband Isolation Balun (300KHz to 36GHz)

BAL-0036

Page 1

Features

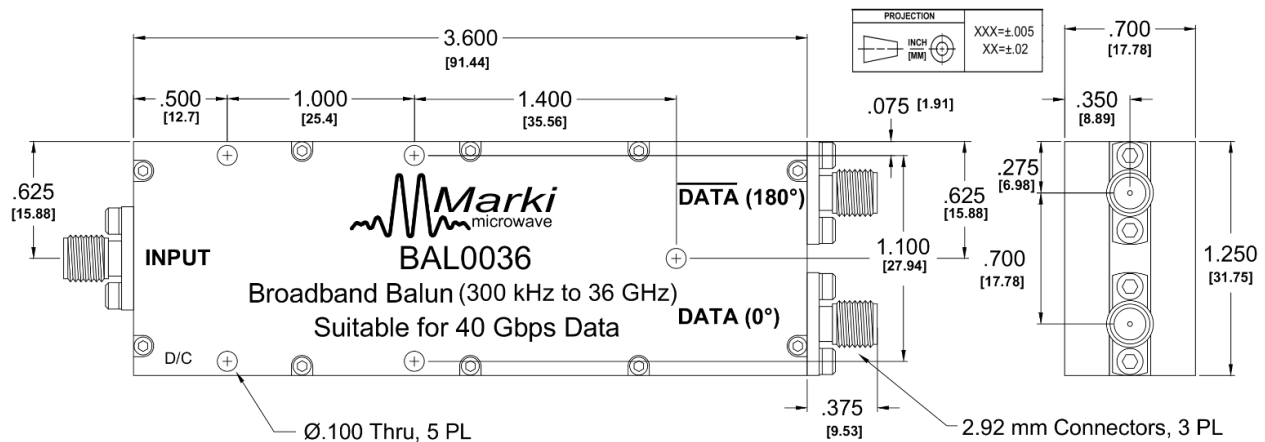
- 300 kHz to 36 GHz Balun (Balanced to Unbalanced Transformer)
- 1:2 Transformer (50 Ω unbalanced, 100 Ω differential/50 Ω balanced port)
- Applications: Analog to Digital Converters, Balanced Receivers, Baseband Digital Modulation, Signal Integrity
- Termination insensitive: Particularly suited to testing poorly matched or non 50 Ω devices or for extending 2 port VNAs for differential testing
- [BAL-0036.s3p](#)

Electrical Specifications - Specifications guaranteed from -55 to +100°C, measured in a 50Ω system.

Parameter	Frequency Range	Min	Typ	Max	
Insertion Loss (dB)	300 kHz to 36 GHz		6	9	
Isolation (dB)	1 to 36 GHz		24		
Nominal Phase Shift (Degrees)	300 kHz to 36 GHz		180		
Amplitude Balance (dB)			±0.5	±1.2	
Phase Balance (Degrees)			±3	±10	
Common Mode Rejection (dB)		22	30		
VSWR (Input)			1.5		
VSWR (Output)			1.6		
Group Delay (ps)			520		
RMS Group Delay Ripple (ps)			8.6		
Risetime /Falltime (ps) ¹			7.5		
Total Input Power (W)					1
Weight (g)				125	

Model Number	Description
BAL-0036	300 kHz to 36 GHz Balun with 2.92 mm connectors ¹

¹Default is 2.92 mm female connectors. Consult factory for other connector options.

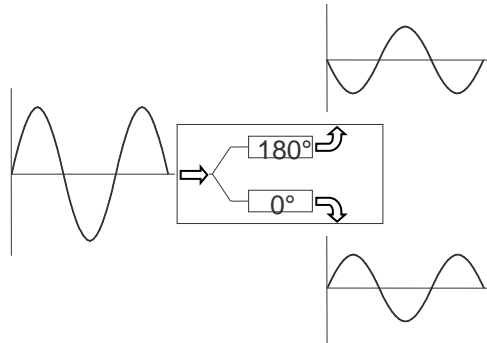


Broadband Isolation Balun (300KHz to 36GHz)

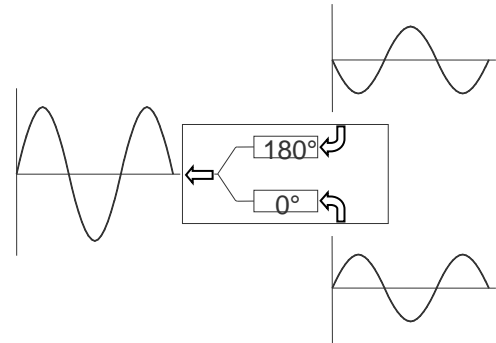
BAL-0036

Page 2

Block Diagram

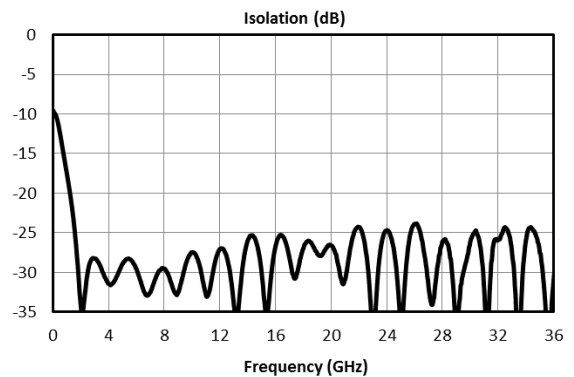
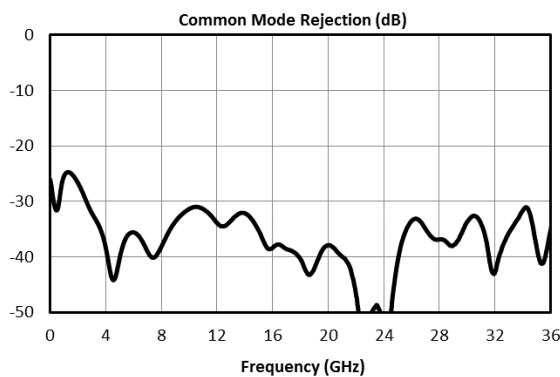
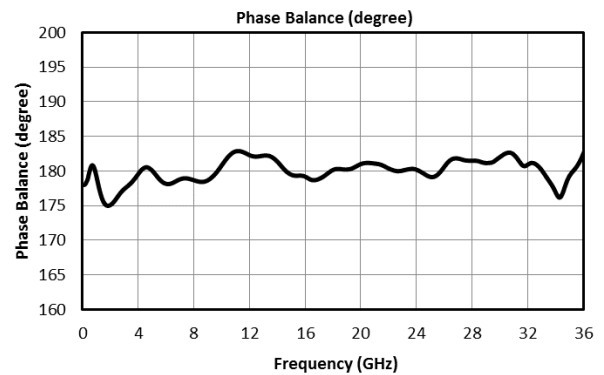
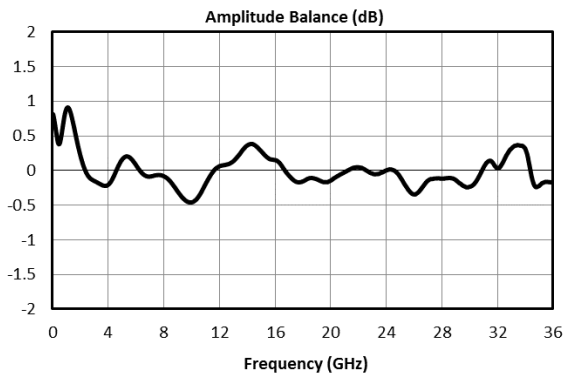
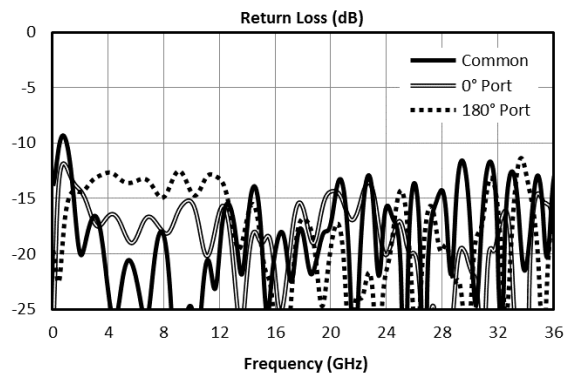
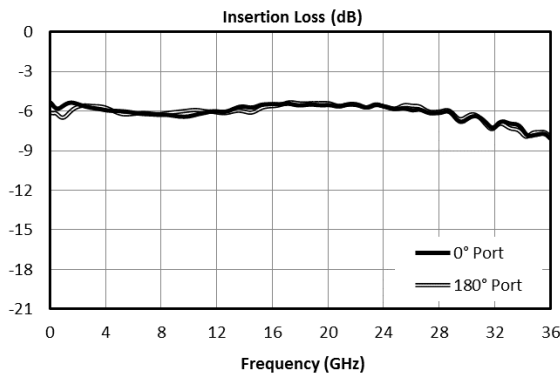


Single ended to differential



Differential to single ended

Typical Performance

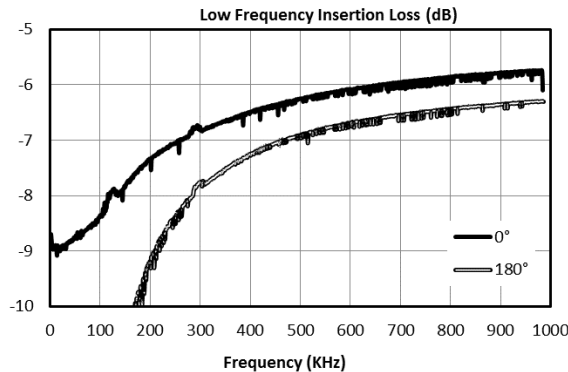
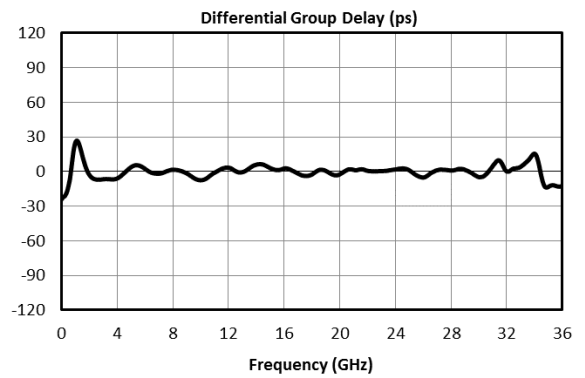
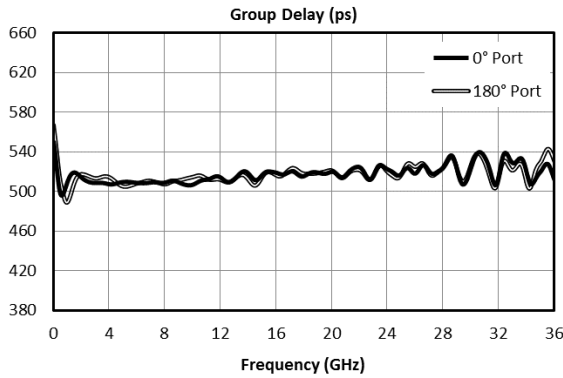


Broadband Isolation Balun (300KHz to 36GHz)

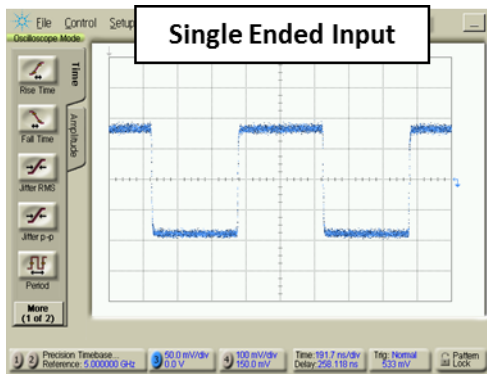
BAL-0036

Page 3

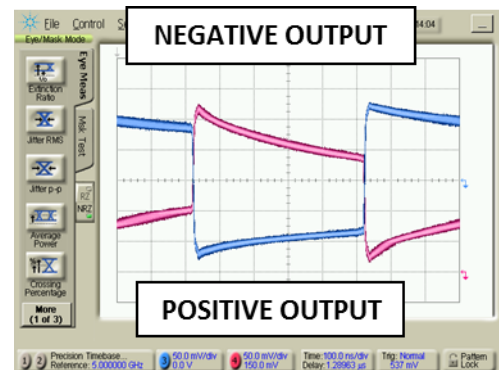
Typical Performance



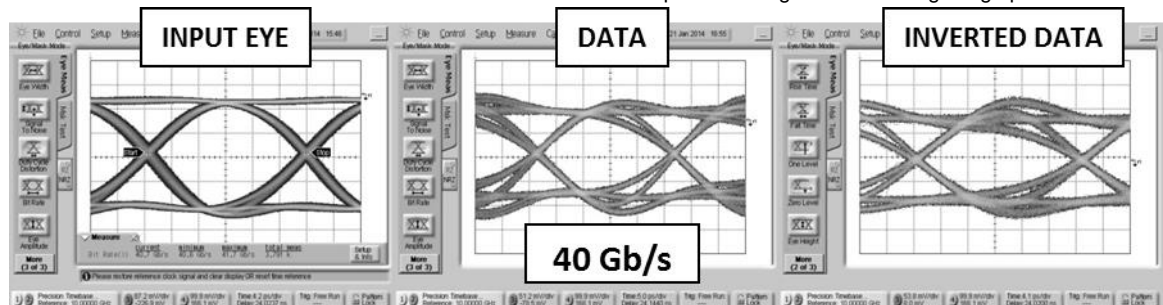
This space is left blank intentionally



Low frequency 1MHz square wave input



Low frequency oscilloscope measurement of a 1MHz square wave input. Blue is 0° port output, pink is 180° port output. Note the amplitude divergence due to slight high pass roll off near DC.

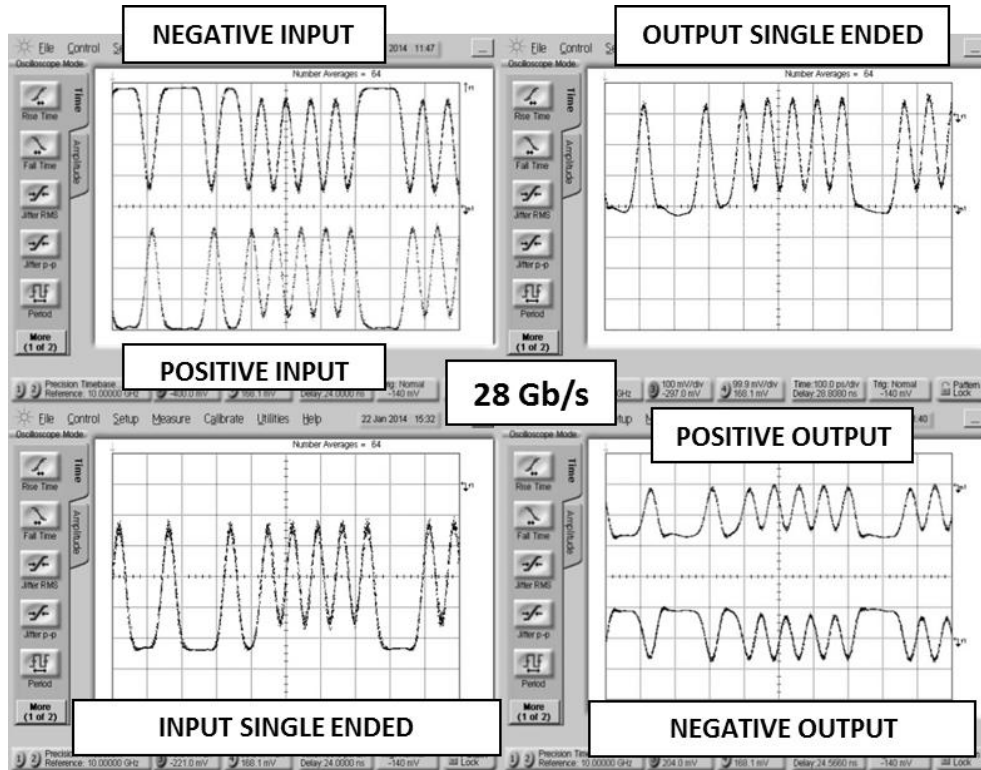


Oscilloscope measurements of the BAL-0036 with a 40 Gb/s PRBS pattern in single ended-to-differential mode. Eye diagrams are taken with a $2^{31}-1$ PRBS input demonstrating minimal eye distortion/closure afforded by the extremely low frequency operation of the balun (<300 kHz).

Broadband Isolation Balun (300KHz to 36GHz)

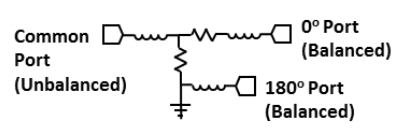
BAL-0036

Page 4



Oscilloscope measurements of the BAL-0036 with a 28 Gb/s PRBS pattern. Bit pattern is measured with a 2^7-1 PRBS input demonstrating extremely good pulse fidelity for both differential-to-single ended and single ended to differential mode conversions. Apparent baseline wander in differential-to-single ended is due to low pass filtering by test cables.

DC Interface

Port	Description	DC Interface Schematic
Common (Unbalanced Port)	The common port is DC connected to the 0° port through a resistor and to ground through a resistor.	
0° Port (Balanced)	The 0° port is DC connected to the common port through a resistor and to ground through a resistor.	
180° Port (Balanced)	The 180° port is DC shorted to ground.	

DATA SHEET NOTES:

1. Specifications are subject to change without notice. Contact Marki Microwave for the most recent specifications and data sheets.
2. Catalog mixer circuits are continually improved. Configuration control requires custom mixer model numbers and specifications.

Note: Exposure to maximum rating conditions for extended periods may reduce device reliability. There is no damage to device with only one parameter set at the limit and all other parameters set at or below their nominal value. Exceeding any of the limits listed here may result in permanent damage to the device.

Marki Microwave reserves the right to make changes to the product(s) or information contained herein without notice. Marki Microwave makes no warranty, representation or guarantee regarding the suitability of its products for any particular purpose, nor does Marki Microwave assume any liability whatsoever arising out of the use of or application of any product.

© Marki Microwave, Inc.



www.markimicrowave.com