

## LO BUFFER-AMPLIFIER

**A-2050**



### Features

- Frequency Range 20.0 to 50.0 GHz
- 0 to +5 dBm Typical Input Power
- +20 dBm Typical Saturated Output Power

**Electrical Specifications** - Specifications guaranteed from -30 to +70°C, measured in a 50-Ohm system.

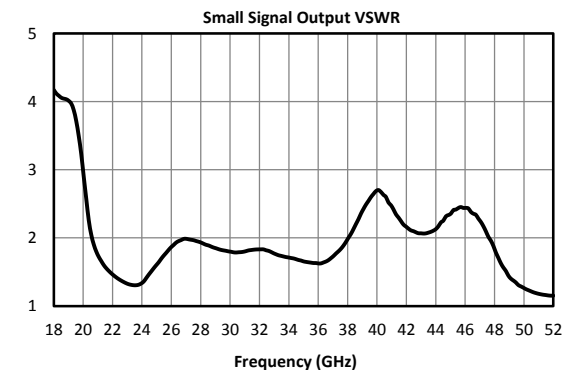
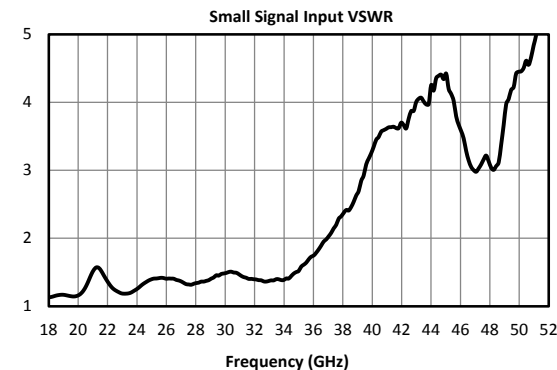
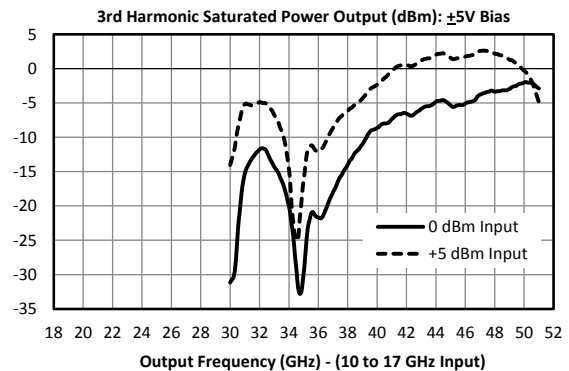
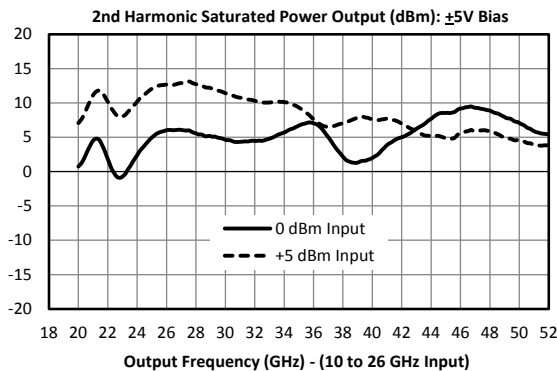
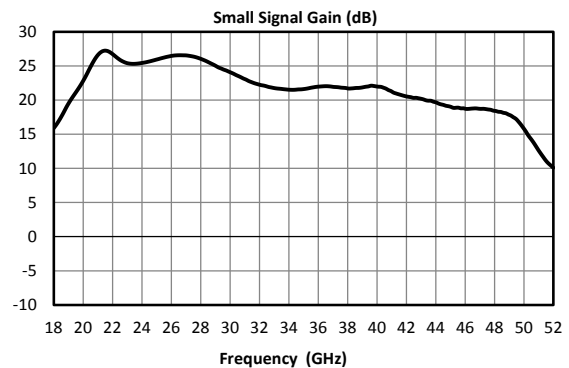
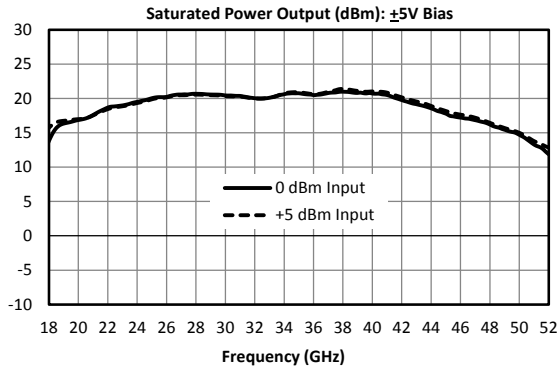
Parameter	Frequency (GHz)	Min	Typ	Max
Input (dBm)	20.0-50.0		0 to +5	
Saturated Output Power (dBm)	20.0-45.0	+15	See	
	20.0-50.0	+12	Plot	
Small Signal Gain (dB)	20.0-50.0		23	
Noise Figure (dB)	20.0-50.0		7	
Bias Requirements (mA) <sup>1</sup>				
+5.0 Volts DC			330	450
-5.0 Volts DC			5	20

<sup>1</sup>It is required that the negative bias be applied before or concurrent with the positive bias.

Model Number	Description	Package Style
A-2050	20.0 to 50.0 GHz Amplifier	<a href="#">ESPV</a>

*Marki Microwave reserves the right to make changes to the product(s) or information contained herein without notice. Marki Microwave makes no warranty, representation or guarantee regarding the suitability of its products for any particular purpose, nor does Marki Microwave assume any liability whatsoever arising out of the use of or application of any product.*

Typical Performance



DATA SHEET NOTES:

1. Maximum input power without damage is +18 dBm at +70°C.
2. A heat sink is required for long term operation.
3. Specifications are subject to change without notice. Contact Marki Microwave for the most recent specifications and data sheets.

Marki Microwave reserves the right to make changes to the product(s) or information contained herein without notice. Marki Microwave makes no warranty, representation, or guarantee regarding the suitability of its products for any particular purpose, nor does Marki Microwave assume any liability whatsoever arising out of the use or application of any product.

© Marki Microwave, Inc.

