


TWO-TONE-TERMINATOR MIXER

T3-0838



Features

- LO/RF: 8 to 38 GHz
- IF: 10 MHz to 10 GHz
- 9.5 dB Typical Conversion Loss
- Ultra-Broadband RF, LO, and IF

Electrical Specifications - Specifications guaranteed from -30 to +70°C, measured in a 50Ω system.

Parameter	LO (GHz)	RF (GHz)	IF (GHz)	Min	Typ	Max	Diode Option LO drive level (dBm)
Conversion Loss (dB)	8-38	8-38	0.010-10		9.5	15.0	
Isolation (dB)							
LO-RF	8-38				See Plot		
LO-IF	8-38				See Plot		
RF-IF	8-38	8-38			See Plot		
Input 1 dB Compression (dBm)	8-38	8-38			4 dB Below LO Drive Level		L (+13 to +25) I (+17 to +27)
Input Two-Tone Third Order Intercept Point (dBm)	8-38	8-38			+20 to +25 +25		L (+13 to +25) I (+17 to +27)

Part Number Options

Please specify diode level and package style by adding to model number.	
Package Style(s)	Example
N	T3-0838 L N

Marki Microwave reserves the right to make changes to the product(s) or information contained herein without notice. Marki Microwave makes no warranty, representation or guarantee regarding the suitability of its products for any particular purpose, nor does Marki Microwave assume any liability whatsoever arising out of the use of or application of any product.

215 Vineyard Court, Morgan Hill, CA 95037 | Ph: 408.778.4200 | Fax 408.778.4300 | info@markimicrowave.com

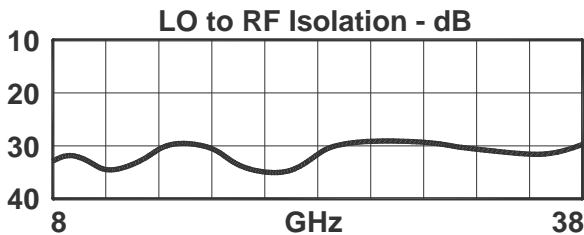
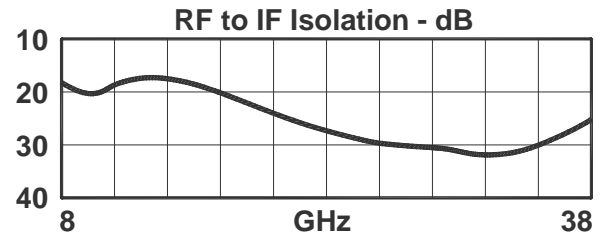
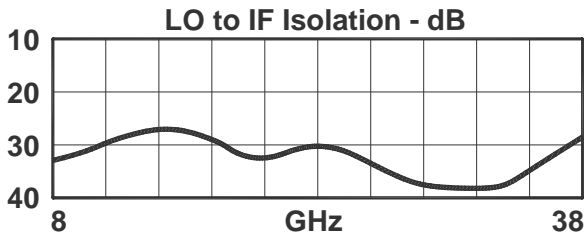
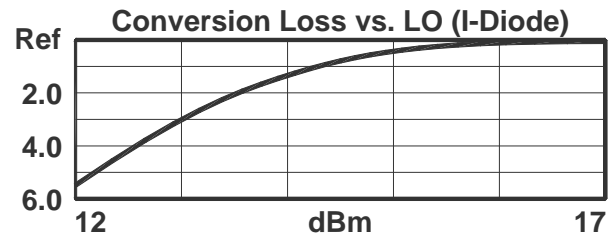
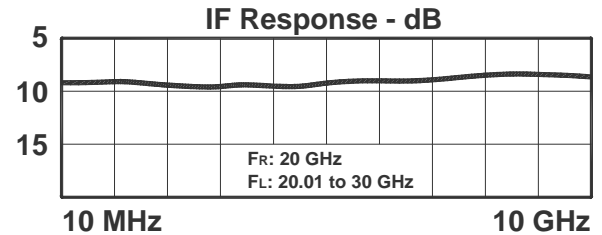
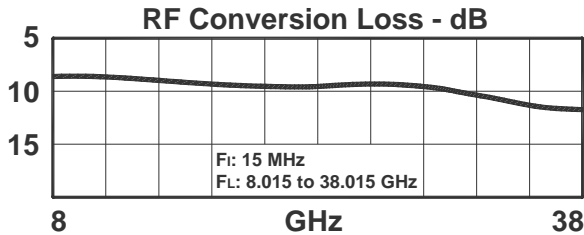
TWO-TONE-TERMINATOR MIXER

T3-0838

Page 2

LO/RF: 8 to 38 GHz
IF: 10 MHz to 10 GHz

Typical Performance



DATA SHEET NOTES:

1. Mixer Noise Figure typically measures within 0.5 dB of conversion loss for IF frequencies greater than 5 MHz.
2. Conversion Loss typically degrades less than 0.5 dB for LO drives 2 dB below the lowest and 3 dB above highest nominal LO drive levels.
3. Conversion Loss typically degrades less than 0.5 dB at +100°C and improves less than 0.5 dB at -55°C.
4. Maximum combined RF/LO input power is +25 dBm for the L-Diode option and +27 dBm for the I-Diode option.
5. Specifications are subject to change without notice. Contact Marki Microwave for the most recent specifications and data sheets.
6. Catalog mixer circuits are continually improved. Configuration control requires custom mixer model numbers and specifications.

Marki Microwave reserves the right to make changes to the product(s) or information contained herein without notice. Marki Microwave makes no warranty, representation, or guarantee regarding the suitability of its products for any particular purpose, nor does Marki Microwave assume any liability whatsoever arising out of the use or application of any product.

© Marki Microwave, Inc.



215 Vineyard Court, Morgan Hill, CA 95037 | Ph: 408.778.4200 | Fax 408.778.4300 | info@markimicrowave.com

www.markimicrowave.com