

DIRECTIONAL COUPLER

C13-0140

The C13-0140 is a broadband 1-40 GHz, 13 dB directional coupler. The multisection tri-plate stripline design exhibits excellent coupling flatness and VSWR at all ports. Custom designs are also available, contact the factory for details.



Features

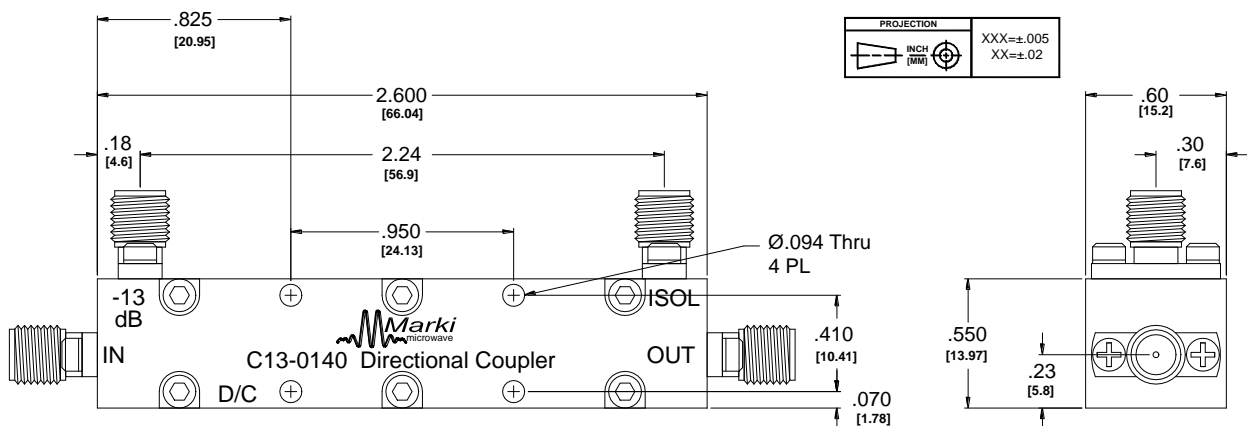
- Broadband Performance
- Excellent Coupling Flatness
- High Directivity
- Low VSWR
- [Microwave Power Dividers & Couplers App Note](#)

Electrical Specifications

Parameter ¹	Frequency Range (GHz)	Min	Typ	Max
Mean Coupling (dB)			13	
Amplitude Flatness (dB) ²			±1	±2.2
Direct Line Insertion Loss (dB)				3
VSWR	1 to 30		1.2	1.35
	30 to 40			1.5
Directivity (dB)	1 to 20	13	16	
	20 to 40	9	13	
Weight (g)			45	

¹Specifications guaranteed when operated in a 50Ω system.

²Deviation from average coupling.



Typical Performance

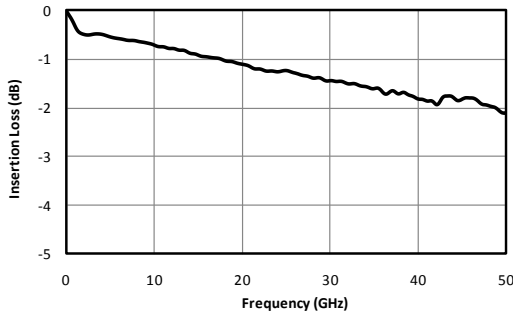


Fig. 1. Direct line insertion loss.

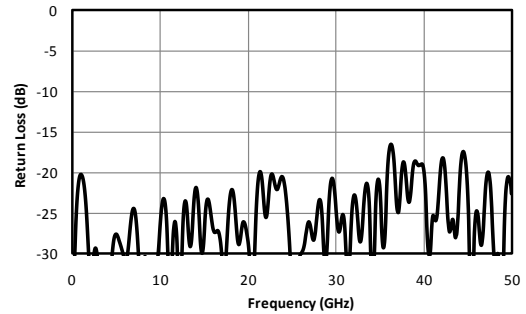


Fig. 2. Typical port return loss.

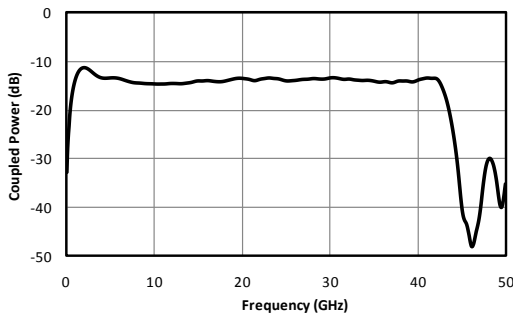


Fig. 3. Coupled port power.

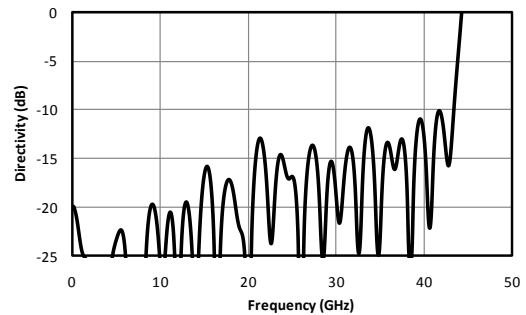


Fig. 4. Typical directivity.

Model Number	Description
C13-0140	1-40 GHz 13 dB Directional Coupler with 2.92 mm connectors

¹Default is 2.92 mm female connectors. Consult factory for other connector options.

Marki Microwave reserves the right to make changes to the product(s) or information contained herein without notice. Marki Microwave makes no warranty, representation or guarantee regarding the suitability of its products for any particular purpose, nor does Marki Microwave assume any liability whatsoever arising out of the use of or application of any product.

© Marki Microwave, Inc.

