

COUPLER

C-0250

Features

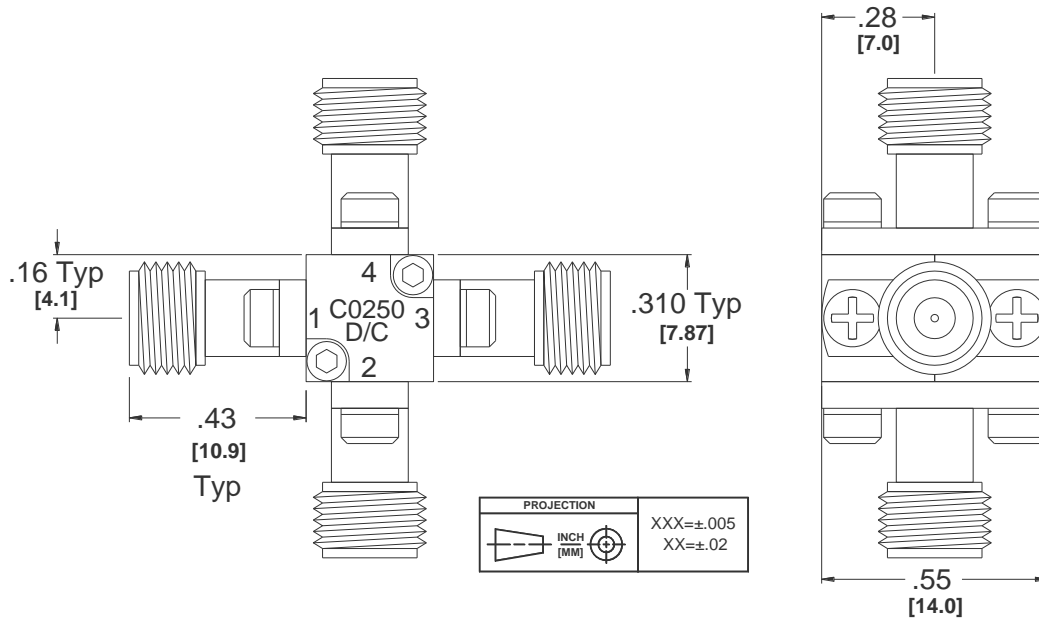
- Input 2.0 GHz to 50.0 GHz
- .7 dB Typical Insertion Loss
- 15 dB Typical Coupling
- 15 dB Typical Directivity
- 2.40 mm Connectors (mates with Anritsu V[®]-Type)
- [Microwave Power Dividers & Couplers App Note](#)



Electrical Specifications - Specifications guaranteed from -55 to +100°C, measured in a 50Ω system.

Parameter	INPUT/OUTPUT	Min	Typ	Max
Insertion Loss (dB)	F(in) DC to 50.0 GHz		.7	1.2
Coupling (dB)	F(out) 2.0 GHz to 50.0 GHz		15	
Directivity (dB)	F(out) 2.0 GHz to 50.0 GHz		15	

Model Number	Description
C-0250	2 – 50 GHz Directional Coupler



Marki Microwave reserves the right to make changes to the product(s) or information contained herein without notice. Marki Microwave makes no warranty, representation or guarantee regarding the suitability of its products for any particular purpose, nor does Marki Microwave assume any liability whatsoever arising out of the use of or application of any product.

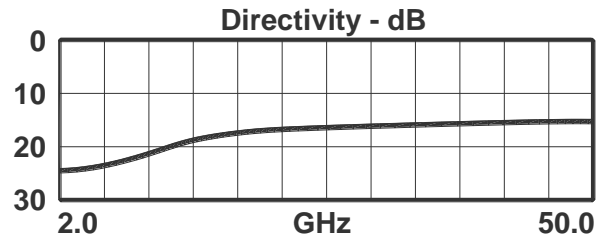
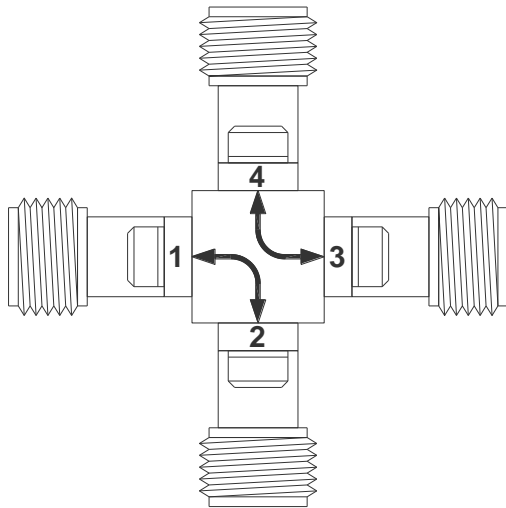
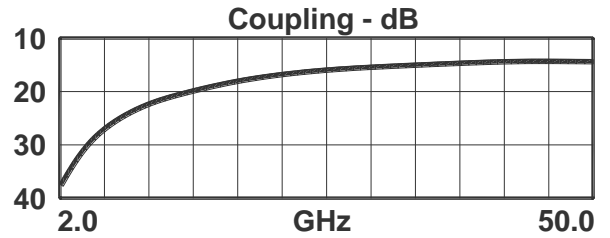
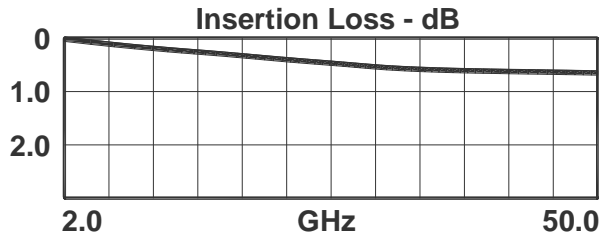
COUPLER

Page 2

C-0250

Input 2.0 GHz to 50.0 GHz

Typical Performance



NOTE:

Specifications are subject to change without notice. Contact Marki Microwave for the most recent specifications and data sheets.

Marki Microwave reserves the right to make changes to the product(s) or information contained herein without notice. Marki Microwave makes no warranty, representation, or guarantee regarding the suitability of its products for any particular purpose, nor does Marki Microwave assume any liability whatsoever arising out of the use or application of any product.

© Marki Microwave, Inc.



215 Vineyard Court, Morgan Hill, CA 95037 | Ph: 408.778.4200 | Fax 408.778.4300 | info@markimicrowave.com

www.markimicrowave.com