

MINIATURE SURFACE MOUNT BIAS TEE

BT-0034SM

Features

- Frequency Range: 500 kHz to 34 GHz
- Frequency Range with [External Coil](#): 5 kHz to 34 GHz
- 1 Watt RF Power Handling
- Miniature Surface Mount Package
- [Reflow Solderable](#)

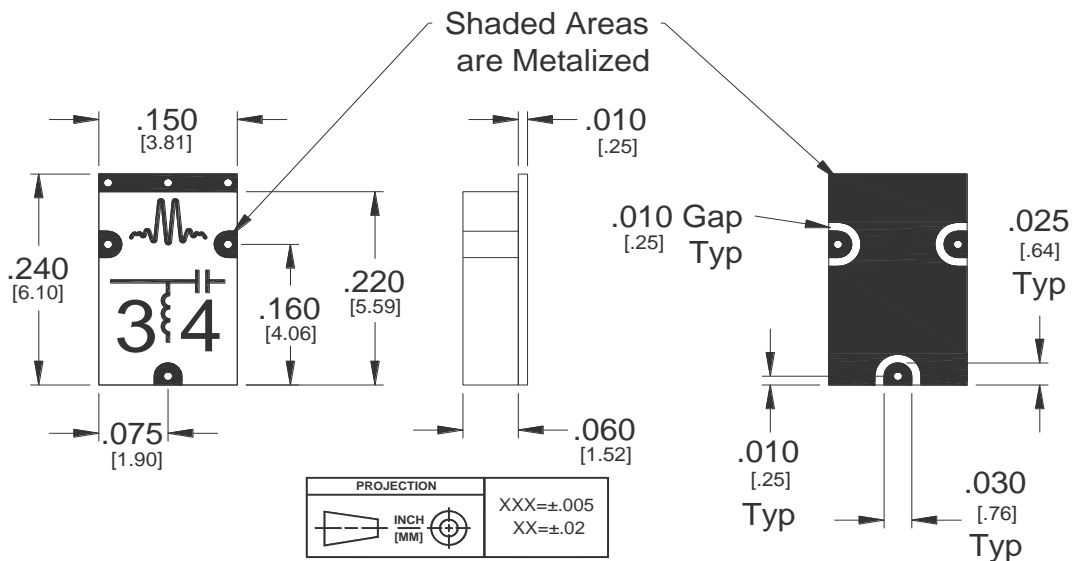


Electrical Specifications - Specifications guaranteed from -55 to +100°C, measured in a 50-Ohm system

Parameter	Frequency Range	Min	Typ	Max	
Insertion Loss (dB)	5 MHz to 30 GHz		1	2.5	
	30 to 34 GHz		3		
	500 kHz to 5 MHz		1	6	
DC Current (mA)	500 kHz to 34 GHz			500	
DC Resistance (Ohms)			1	2	
DC Port Isolation (dB)				40	
DC Voltage Maximum (V)					30
RF Power Maximum (W)					1

Model ¹	Description
BT-0034SM-1 BT-0034SM-2	500 kHz - 34 GHz Bias Tee, Surface Mount

¹Default is -2 when not specified.
Connectorized test fixtures available. Consult factory.



Substrate material is 10-mil thick Rogers 5880 or Taconic TLY-5, ½ Oz Electrodeposited Cu.
I/O Pads & Ground Plane Finish is 100-300 μ-inches 60/40 Pb/Sn Solder Plate, over Cu.
See <http://www.markimicrowave.com/menus/appnotes/an-bt-sm-pcb.pdf> for suggested PCB layout.


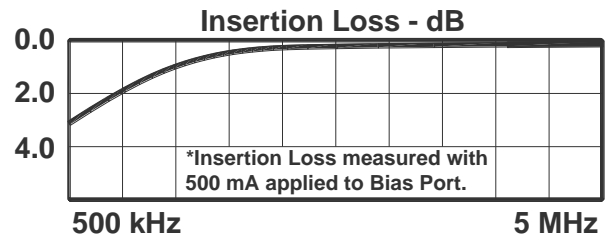
MINIATURE SURFACE MOUNT BIAS TEE

BT-0034SM

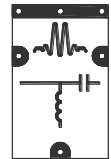
Page 2

Input 500 kHz to 34 GHz

Typical Performance



BT-0034SM-1



BT-0034SM-2

Port Configuration Options

NOTE:
Specifications are subject to change without notice. Contact Marki Microwave for the most recent specifications and data sheets.

Marki Microwave reserves the right to make changes to the product(s) or information contained herein without notice. Marki Microwave makes no warranty, representation, or guarantee regarding the suitability of its products for any particular purpose, nor does Marki Microwave assume any liability whatsoever arising out of the use or application of any product.

© Marki Microwave, Inc.



215 Vineyard Court, Morgan Hill, CA 95037 | Ph: 408.778.4200 | Fax 408.778.4300 | info@markimicrowave.com

www.markimicrowave.com