

LEAD-FREE / RoHS-COMPLIANT

MINIATURE SURFACE-MOUNT BIAS-TEE

BT-0030SMG

Features

- Frequency Range 10 MHz to 30 GHz
- 1 Watt RF Power Handling
- Miniature Surface Mount Package
- Lead Free Assembly
- [Reflow Solderable](#)

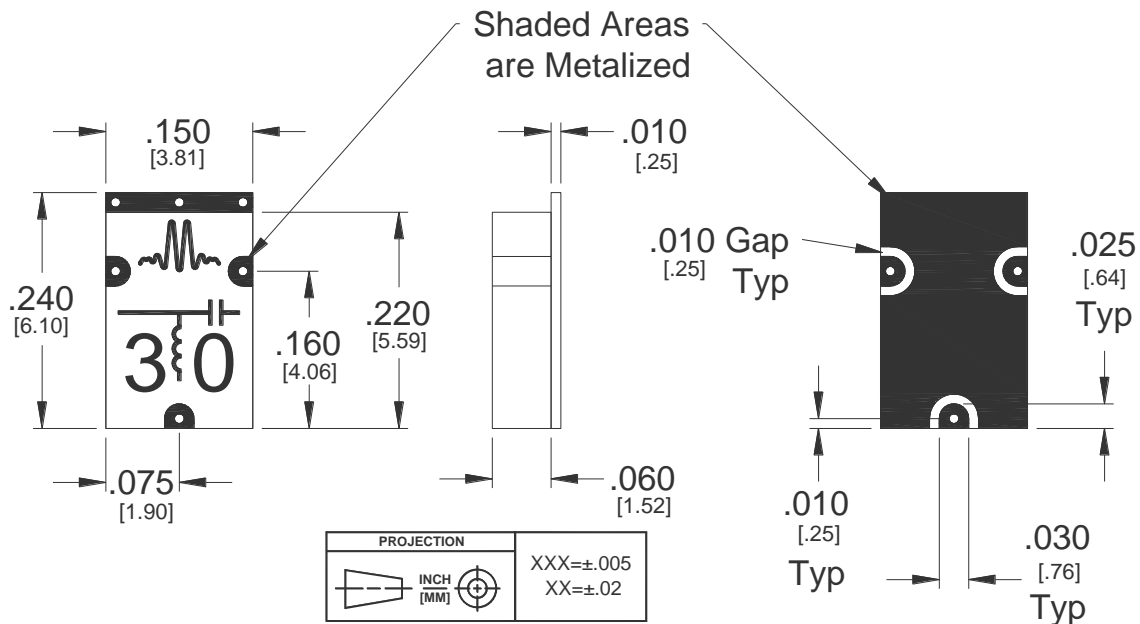


Electrical Specifications - Specifications guaranteed from -55 to +100°C, measured in a 50-Ohm system

Parameter	Frequency Range	Min	Typ	Max	
Insertion Loss (dB)	10 MHz to 30 GHz		1	2.5	
DC Current (mA)				500	
DC Resistance(Ohms)			1	2	
DC Port Isolation (dB)				40	
DC Voltage Maximum (V)					30
RF Power Maximum (W)					1

Model Number ¹	Description
BT-0030SMG-1 BT-0030SMG-2	10 MHz - 30 GHz Bias Tee, Surface Mount, LEAD-FREE/RoHS COMPLIANT

¹Default is -2 when not specified.
Connectorized test fixtures available. Consult factory.



Substrate material is 10-mil thick Rogers 5880 or Taconic TLY-5, ½ Oz Electrodeposited Cu.
I/O Pads & Ground Plane Finish is Gold Flash, 1.2 to 2.7 μ-inches, over Solderable Electroless Nickel, 100-200 μ-inches, over Cu.
See <http://www.markimicrowave.com/menus/appnotes/an-bt-sm-pcb.pdf> for suggested PCB layout.

LEAD-FREE / RoHS-COMPLIANT

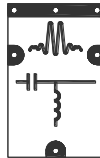
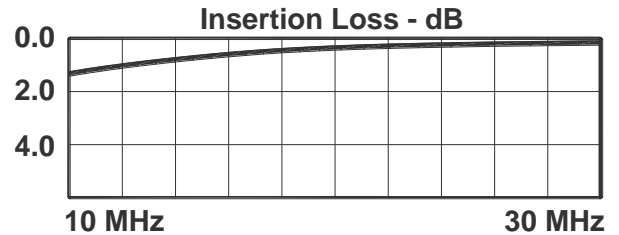
MINIATURE SURFACE MOUNT BIAS TEE

BT-0030SMG

Page 2

Input 10 MHz to 30 GHz

Typical Performance



BT-0030SMG-1 BT-0030SMG-2

Port Configuration Options

NOTE:

Specifications are subject to change without notice. Contact Marki Microwave for the most recent specifications and data sheets.

Marki Microwave reserves the right to make changes to the product(s) or information contained herein without notice. Marki Microwave makes no warranty, representation, or guarantee regarding the suitability of its products for any particular purpose, nor does Marki Microwave assume any liability whatsoever arising out of the use or application of any product.

© Marki Microwave, Inc.



215 Vineyard Court, Morgan Hill, CA 95037 | Ph: 408.778.4200 | Fax 408.778.4300 | info@markimicrowave.com

www.markimicrowave.com